


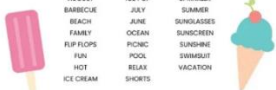





Directions: Do 3 out of 4 learning activities. If you are not able to accomplish that, do what you can. If you want to do all 4, go ahead!

Remember to read for 30 minutes every day! 😊

This is our **last week** of school!! Let's have some fun!

<p>Literacy</p>	<p>Speaking</p> <p>Have a chat with a grown up at home discussing some fun things to do in the summer that cost little or no money!</p> 	<p>Listening</p> <p>Listen to "The Night Before Summer Vacation" by Natasha Wing</p> <p>https://www.youtube.com/watch?v=8nsJgBr-lzs</p> 	<p>Writing</p> <p>Write a summer bucket list! Use the ideas you came up with in the "speaking" task! Make it into a poster for the fridge!</p> 	<p>Word Work</p> <p>Summer Word Search</p> <p>S F L I P F F L O P S I S L E P S U N S C R E E N A N U O S I A U N G U E S T H D O N V W C B N E G J O C E A N F S S I N A P O O L J U R Y S U H O M I R U G U S A T A E U N I H S C B M G C R E S A M A S N I U S E E N U F O N S U M M E R I P C M A A S T O H E T H I N T R U V A C A T I O N S R H L A I E R O B I L K R X J O I O U N I I N S E F I T S F U N P T K C A R E L A X S U L Y L O L L E J U N E A C F A M I L Y S E I C E P O P A H O T S R E L R</p> <p>AUGUST ICE POP SPRINKLER BARBECUE JULY SUMMER BEACH JUNE SUNGLASSES FAMILY OCEAN SUNSCREEN FIFTEENS PINKIE SUNSHINE FUN POOL SWIMSUIT HOT RELAX VACATION ICE CREAM SHORTS</p> 																									
<p>Math</p>	<p>Math Practice</p> <p>Summer Sky Tally & Graph</p> <p>Name: _____ Date: _____</p> <p>Count:</p>  <p>Tally:</p>  <p>Graph:</p> <table border="1" data-bbox="304 1331 535 1518"> <tr><td></td><td></td><td></td><td></td><td></td></tr> <tr><td></td><td></td><td></td><td></td><td></td></tr> <tr><td></td><td></td><td></td><td></td><td></td></tr> <tr><td></td><td></td><td></td><td></td><td></td></tr> <tr><td></td><td></td><td></td><td></td><td></td></tr> </table> <p>Summarize:</p> <p>Most: ☀️ Least: ☁️</p> <p>1 2 3 4 5</p>																										<p>Math Game</p> <p>Shark Counting Maze 1</p> <p>Help each shark to catch a fish. Color a path for each shark. Use a different color for each. Each shark will tell you how to count.</p> <p>Count in 5's. Start at 25.</p> <p>Count in 2's. Start at 22.</p> <p>Count in 3's. Start at 28.</p> 	<p>Online Math Game</p> <p>"Bee" careful practicing subtraction!</p> <p>https://www.abcya.com/games/subtraction_game</p>	<p>Real World Math</p> <p>Add up how much different summer vacations and activities would cost. Ask a grown up for price estimates. Order them from least to most expensive!</p>

Physical Activity: Mrs. Kidney

See attachment! 😊

Social Emotional Health:

Ms. Taylor

See attachment 😊

Music: Mr. Peters

<https://mrpetersmusic.weebly.com/>

Summer Word Search

S F L I P F L O P S I S L E P
S U N S C R E E N A N U O S I
A U N G U E S T H D O N V W C
B N E G J O C E A N F S S I N
A P O O L J U R Y S U H O M I
R U G U S A T A E U N I H S C
B M G C R E S A M A S N I U S
E E N U F O N S U M M E R I P
C M A A S T O H E T H I N T R
U V A C A T I O N S R H L A I
E R O B I L K R X J O I O U N
I I N S E F I T S F U N P T K
C A R E L A X S U L Y L O L L
E J U N E A C F A M I L Y S E
I C E P O P A H O T S R E L R



AUGUST
BARBECUE
BEACH
FAMILY
FLIP FLOPS
FUN
HOT
ICE CREAM

ICE POP
JULY
JUNE
OCEAN
PICNIC
POOL
RELAX
SHORTS

SPRINKLER
SUMMER
SUNGLASSES
SUNSCREEN
SUNSHINE
SWIMSUIT
VACATION




CRAYONSANDCREAVINGS.COM

Name: _____ Date: _____

Summer Sky Tally & Graph

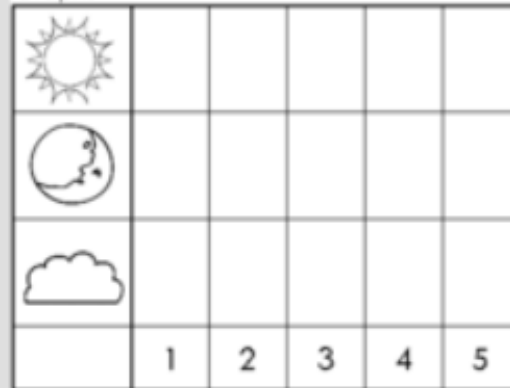
Count:



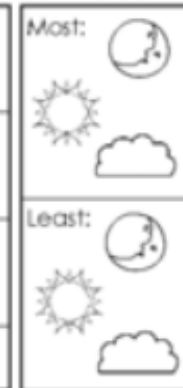
Tally:



Graph:



Summarize:



© 2016 abcteach.com

Shark Counting Maze 1

Help each shark to catch a fish. Color a path for each shark. Use a different color for each. Each shark will tell you how to count.


Count in 5's.
Start at 25.



Count in 2's.
Start at 22.



Count in 3's.
Start at 28.



For solution see page 24.

Physical Education -

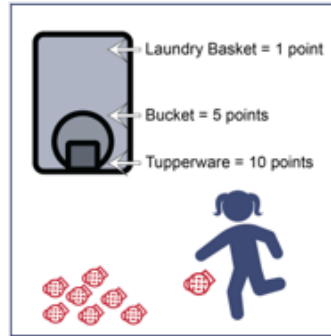
Field Day Week K-2 &3-5

Monday

SOCK-ER SKEE-BALL

10 sock balls, 1 Laundry Basket, 1 Bucket, 1 Tupperware container
Roll up the socks to make sock-balls. Stack the targets into s~~kee~~-ball formation with the Tupperware inside the bucket and the bucket inside the laundry basket.

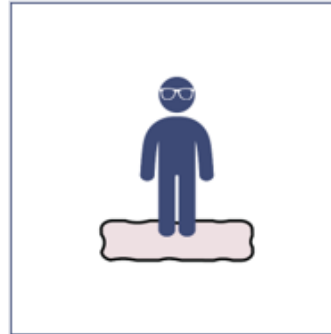
- This event is called Sock-er, Skee-ball. The object of this game is to score points by kicking the sock ball into the s~~kee~~-ball targets.
- You'll do that by using your feet to kick the sock ball into the target.
- Score 1 point for every sock ball that lands in the laundry basket.
- Score 5 points for sock balls in the bucket.
- Score 10 points for sock balls in the Tupperware container.
- You get 10 chances to score as many points as you can.
- Write your score down on the Field Day Score Card.



TOWEL FLIP CHALLENGE

1 large beach or bath towel
Lay your towel out flat on your floor and stand on it.

- This event is the Towel Flip Challenge. The object of this game is to flip the towel as fast as you can without stepping off of it.
 - You can take small steps from one part of the towel to another. However, you can only move it when you have both feet firmly in place on top of the towel.
 - The towel must be flat at the start and flat at the finish.
- You have 1 minute to complete the challenge.

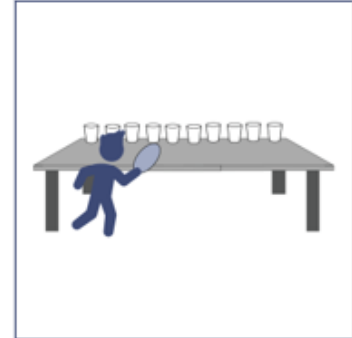


Tuesday

WIND BOWLING

1 Balloon (or Paper Plate), 10 Plastic Cups
Set 10 empty plastic cups at the edge of a table in single file along the edge.

- This event is called Wind Bowling. The object of the game is to knock all the cups off a table edge using only the air from the balloon or paper-plate fan.
- You'll do that by blowing the balloon up and aiming the escaping air towards the empty plastic cups. If you don't have a balloon you can wave the paper plate like a fan with the fan's air hitting the cups.
- Score a point for every cup that gets knocked off the table.
- You have 1 minute to knock down as many cups as you can.
- Write your score down on the Field Day Score Card.



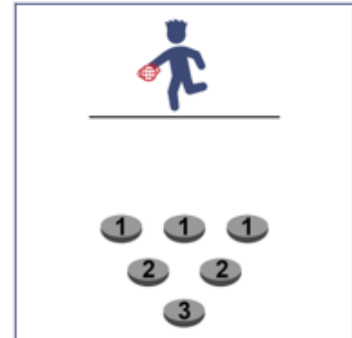
BOWL BALL

6 Bowls, 1 Sock Ball, Paper & Pencil to Tally Score

Set the bowls on the floor in a triangle pattern 3-4 inches apart. Put a piece of paper with the point total in the bottom of each bowl. Mark a throwing line 6-8 ft. away.

Hint: Big bowls are easier than small bowls!

- The object of the game is to see how many points you can score in 1-minute.
- You do this by tossing the sock ball into the bowls and scoring points based upon where they land.
- After each throw, retrieve the sock ball and hustle back and throw again.
- If the sock lands in a bowl, use the pencil and paper to tally the points for that bowl.
- After 1-minute, calculate your tally and write your total number of points on the Field Day Score Card.



Wednesday

Water Bottle Trap

1 Empty Water Bottle, 1 Laundry Basket, 1 Sock/Tennis Ball

Lean the edge of the laundry basket on top of the empty water bottle. Designate a rolling line 8-10 ft. away (the open side of the laundry basket should be facing you).

- The objective is to see how many points you can score in 1-minute.
- Do this by rolling the sock/tennis ball at the water bottle.
- To score the ball must hit the water bottle first (the roll does not count if it misses the bottle and knocks over the basket sorry!).
- Rolls that hit the water bottle first score as follows:
 - 1 point = basket falls and traps ball only
 - 2 points = basket falls and traps water bottle only
 - 3 points = basket falls and traps both ball and water bottle
- Write your total number of points on the Field Day Score Card.




PENGUIN RACE

1 Sock or Tennis Ball and 2 Plastic Cups per person, set the plastic cups 15-20 ft. from each other.

You are a Penguin – the ball is an egg.

- There are 2 different ways to play:
 - (1) By Yourself or (2) Race A Partner.
 - **By Yourself Challenge** – How many points you can score in 1-minute?
 - o Place the egg between your knees and waddle back and forth from one cup to the other. When you reach the cup, turn it over.
 - o If you drop the egg, do 5 jumping jacks before you continue.
 - o Score 1 point for each cup you turn over.
 - **Race A Partner Challenge** – Be the first Penguin to turn over 6 cups!
 - o On the start signal, waddle to the first cup and turn it over.
 - o Now hustle back to the other cup (as much as one can hustle while waddling). Continue back and forth.
 - o If you drop the egg, do 5 jumping before you continue.
- First to turn over 6 cups wins the race (scores 6 points).



Thursday

IF THE SHOE FITS

1 Tennis Shoe, Spacious Area, Clean Feet

Make sure you have plenty of unobstructed space around you.

- How many points you can score in 1-minute?
- Put your foot partially into the tennis shoe.
- On the start signal, flip the shoe into the air.
- Score as follows:
 - 1 point = shoe lands on its side
 - 2 points = shoe lands right side up (sole of the shoe on the ground)
 - 3 points = shoe lands perfectly upside down (no sides touching the ground)
 - 0 points = if the shoe hits you in the head or knocks over a lamp.
- Write your total number of points on the Field Day Score Card.
- Go wash your foot.




BACKBOARD BANK IT

5 Large Sock Balls, Laundry Basket or Bucket, A Wall
Roll up the socks to make sock-balls. Place the basket or bucket against the wall. Mark a distance 5' – 10' from the basket.

- This event is called Backboard Bank It.
- The object of this game is to score as many points as you can in 1 minute.
- Do that by tossing the sock balls off of the wall and into the basket. You MUST use the wall as your backboard and bank it into the basket.
- Score a point for every sock that is banked into the basket.

Write your score down on the Field Day Score Card.



Friday

FLIP YOUR LID

Kitchen Spatula, 1 Tupperware/Plastic Lid
Place the lid facing up on a table or floor. Get your spatula ready for some lid flipping!


- This event is called Flip Your Lid.
- The object of this game is to flip your Tupperware lid upside down to earn points.
- Place the lid facing up on the table or floor, then slide the spatula under and flip the lid in the air. Let it land flat on the table or floor.
- Score a point for every lid that you flip upside down (0 points if it lands right-side up).
- Quickly reset the lid each time you flip it.
- You will have 1 minute to see how many times you can flip the lid upside down.
- Write your score down on the Field Day Score Card.



KEEP IT UP

1-3 Balloons Per Player – Blow Them Up
Clear a 10' indoor or outdoor space. Start with 1, 2 or 3 balloons.

- This is Keep It Up. The object is to strike the balloons up using your hands as many times as you can in 1 minute.
- Don't let it (them) hit the floor.
- On the start signal, strike the balloon(s) upward with your hands and count how many hits you can score in 1-minute.
- If using multiple balloons, alternate striking each balloon. Don't strike the same balloon twice.
- If the balloon hits the floor, pick it back up and continue.
- On the stop signal, record your score on the Field Day Score Card.



Event	Attempt #1	Attempt #2	Personal Best
Backboard Bank It			
Bowl Ball			
Flip Your Lid			
If the Shoe Fits			
Keep It Up			
Penguin Race			
Sock-et-Skee-Ball			
Towel Flip Challenge			
Water Bottle Trap			
Wind Bowling			

Thanks to Open Education for these great field day activities!

Send pictures or videos betsy.kidney@nbed.nb.ca

Social Emotional Health -

June 8th to 12th

Happy June, for the last week of online work, I would like you to take a moment and reflect on this experience. How did these last couple of months make you feel, was it stressful, you were happy about it, did you have some anxiety, did it make you stressful or did not affect you at all. Talk to somebody about it, write your thoughts down or take a moment and do an internal check.

The second task I would like you to complete is to take a walk around your neighbourhood and find the nicest flattest rock you can find and bring it home with you. With this rock I would like you to decorate it and write a positive message on it, then place back into your community for others to read