

Loch Lomond School



**Loch Lomond Lions ROAR – *Respect Others and
Accept Responsibility!***

School Improvement Plan

2009 – 2012

SCHOOL IMPROVEMENT PLAN

FOR

LOCH LOMOND SCHOOL

2009-2012

School Profile

Loch Lomond Elementary is a K-5 School that is located in the far eastern section of the City of Saint John. It is located directly across from the Saint John Airport. The present site of the school was chosen in 1953 when a 4 classroom school was built. Since then, the school has seen three additions added to the school (1957, 1978, 1991).

In September 2011, the enrolment of Loch Lomond School was approximately 350 students, with 17 classrooms. About 25% of the students live near the school and within the boundaries of the City limits, while the other 75% live beyond the City's boundaries. Some of the communities serviced by the school include Baxter's Corner, Barnesville, Grove Hill, Garnett Settlement, Black River, Gardner's Creek, and much of the area along the Saint Martin's Road. The majority (some 98%) are bus students and many travel fairly long distances from their rural communities.

Mission Statement

Loch Lomond School, fostering scholarship, leadership and responsible citizenship.

École Loch Lomond développe les connaissances, le leadership et des citoyens responsables.

CURRICULUM (LITERACY)

2009-2012

READING:

Goal: Teachers will strengthen student's ability to comprehend text.

Strategies	Time	Responsibility	Indicators of Success
1) Developing Teacher Team will do a book study on Reading with Power by Adrienne Greer. Books given to teachers and they use it as a resource but not as a book study due to time.	2009-2010	Developing Teachers Teachers	Developing Teachers have data and resource to share. Session given. Perhaps even shared with District teachers.
2) Teachers will learn to use the Big Book resources to model "think aloud" strategy. Admin will inventory resources present and acquire new ones as needed.	2011-12	Teachers Curriculum Team Admin Team	Inventory completed. New resources added. Teachers confident in their use of this strategy.
3) Curriculum Team, including FI mentor will assist in comprehension strategy instruction.	2011-12	Curriculum Team Teachers Admin Team	Session and followup completed. Teachers more confident.
4) Teachers will become familiar with the White Box/ Black Box and its many uses.	2010-11	Curriculum Team Admin	Session and followup completed. Teachers more confident.
5) Teachers will have instruction regarding literal, inferential and evaluative questioning techniques.	2011-12	Curriculum Team Teachers	Session and followup completed. Teachers more confident.
6) Regular practice for students in gr.2/gr.4 to permit them to experience success with the provincial assessment format.	2011-12	Teachers	Resource for teachers to use to instruct comprehension. Students aware of expectations.
7) Teachers will become comfortable with the retell and then train the students to do this strategy.	2011-12	Teachers Louise- session on retell	Session and followup. Students can demonstrate their awareness of the retell.
MAJOR INDICATOR OF SUCCESS WILL BE A GREATER PERCENTAGE OF STUDENTS WORKING AT APPROPRIATE ACHIEVEMENT LEVELS AS REFLECTED IN PROVINCIAL GRADE TWO AND GRADE FOUR PROVINCIAL READING COMPEHENSION ASSESSMENTS.			

Rationale for this literacy goal:

When Kids Come First: 90% of students reach the reading standard at Grade 2 and again at Grade 4; 20% will exceed it.

District 8 Goals: 90% of students reach the reading standard at Grade 2 and again at Grade 4; 20% exceed it.

Loch Lomond Goals: 2010-11 : Grade two: 90% of students will reach or exceed the appropriate reading standard on provincial assessments Grade four: 90% of students will reach or exceed the appropriate reading standard on provincial assessments

Grade four French immersion: 50% will reach or exceed the reading standard on provincial assessments.






LL School Reality:	Gr.2	Gr.4	Gr.2 Immersion	Gr. 4 Immersion
2005-2006	86.1	62.5	90.9	76.2
2007	66.7	83.4	58.3	30.4
2008	86.1	71.5	90.9	90.9
2009	92.8	89.6	68.8	40.0
2010	73.9	90.0	NA	15.0
2011	85.7	85.7	NA	56.3

CURRICULUM (LITERACY CONTINUED)

2009-2012

WRITING

Goal: Teachers will focus on the traits of writing to guide their instruction.

Strategies	Time	Responsibility	Indicators of Success
1.  Acquire resources such as Write Traits for all grade levels as well as other books that pertain to the traits	2009-2010	Administration	Teachers will be using the Write Traits to teach writing
2.  Make use of exemplars at all grade levels to show students the writing target they are trying to attain	2009-2011	Teachers	Teachers have resource of exemplars to use as well as websites. Students are more aware of the targets.
3. Develop a writing Fair, asking parents and volunteers/ PALS to attend in the Spring.	2012	Teachers	Fair held and parent feedback
4.  Teachers will have monthly meetings looking at the traits one by one.	2009-2010	Teachers / PD Committee	Teachers will create a resource that they can use in later years.
5. Re-examine the expectations at each grade level in terms of the genres of writing. What should be introduced? Taught? And reinforced at each?	2009-2010 end of year for 2010-1011	Teachers	Teachers will create a plan that they can use in later years.
6.  Teachers and administration will collaborate with the Elementary Curriculum Team, for support and inservice.	2009-2012	Administration / Curriculum Team	Elementary Curriculum Team will be a more visible presence in classrooms
7.  Monitoring of literacy hour and outcomes within the classrooms	2009-2012	Administration	Areas lacking will be addressed.
MAJOR INDICATOR OF SUCCESS WILL BE A GREATER PERCENTAGE OF STUDENTS WORKING AT APPROPRIATE ACHIEVEMENT LEVELS AS REFLECTED IN PROVINCIAL GR.2 AND GR.4 READING WRITING ASSESSMENTS.			

Rationale for these literacy goals: (there are no writing goals mentioned in these documents)

When Kids Come First: 90% of students reach the reading standard at Grade 2 and again at Grade 4; 20% exceed it. District 8 Goals: Percentage of students who reach the reading standard will be 75% by the end of 2007-2008 and will be 80% by the end of 2008-2009, at Grades 2 and 4.

Loch Lomond Goals: grade two: percentage of students who reach the writing target will be 74% by the end of 2010-11 and will be 82% by the end of 2011-12. Grade Four" percentage of students who reach the writing target will be 82% by the end of 2010-11 and will be 86% by the end of 2011-12/ Grade 4FI: Percentage of students who reach the writing target will be 75% by the end of 2010-11 and will be 86% by the end of 2011-12

LL School Reality:	Gr.2	Gr.4	Gr.2 Immersion	Gr. 4 Immersion
2005-2006	69.7	41.7	100.0	85.8
2007	26.7	58.3	33.3	43.5
2008	75	51	77.3	100
2009	52.3	77.1	68.8	70
2010	75.4	72.5	NA	40.
2011	91.8	71.4	NA	75.1

CURRICULUM (NUMERACY)

2009-2012

Goal: Teachers will ensure that students will experience mental math on a regular basis.

Strategies	Time	Responsibility	Indicators of Success
1) Teachers will seek out a variety of mental math activities and share them with colleagues.	2010-11	Teachers and Principal	Each teacher should have a collection of activities.
2) Access resources and manipulatives in the school to promote teaching and learning	2010-11	administration	Use of math manipulatives in classes
3) Increase the use of math games in the reinforcement of math skills and understanding.	2010-11	Teachers and principal	Math games will be included in class work and homework.
4) Seek out technology resources that will strengthen mental math skills	2010-11	Teachers and principal	Student participation
5) Monitoring of math outcomes within classrooms	2010-11	Administrators	Classroom visitations and reflective conversations
6) Teachers will access the District Math Mentor for model lessons and PD.	2009-2012	Teachers/ math mentor	List of sessions / follow-up given. More of a presence of math mentor in the school.
7) Reflect on how manipulatives can be used to reinforce and teach mental math strategies.	2010-11	Math mentor /teachers	Teachers will use various manipulatives with students to enhance instruction.
8) Teachers will hold monthly team meetings to discuss math curriculum approaches.	2010-11	Teachers	Collaboration among teachers.
MAJOR INDICATOR OF SUCCESS WILL BE A GREATER PERCENTAGE OF STUDENTS WORKING AT APPROPRIATE ACHIEVEMENT LEVELS AS REFLECTED IN PROVINCIAL GR.5 and DISTRICT gr.3 ASSESSMENT.			

Rationale for this goal:

When Kids Come First: 90% of all NB students will reach the numeracy standard at Grade 3 and again at Grade 5, 20% exceed it.

District 8 Goals: Percentage of students who reach the numeracy standard will be 75% by the end of 2010-11 and will be 80% by the end of 2011-12 at Grades 3 and 5 with maintenance or increase the following year.

Loch Lomond Goal:

LL School Reality:	Gr.3	Gr.5
2005-2006		
2007		59.4
2008		49.3
2009		48.3
2010		59
2011		38.9

CURRICULUM (Science)
2009-2012

Goal: Teachers will instill an interest and enthusiasm in Science

Strategies	Time	Responsibility	Indicators of Success
1) Use resources provided by the Enrichment Center	2009-2010	Teachers	Resources will have been used.
2) Provide Parents with Science Websites	2009-2010	Teachers/Administrators	Information will have been provided
3) Make use of outside resources within community - Crane Mountain Landfill - Dept of Natural Resources - NB Power - Project Webfoot - Middle Science afterschool program	2009-2012	Teachers	List of science contributors
4) Earth Day/Week Focus	2009-2012	Teachers	Activities held
5) Hire a lead science teacher within school	2009-2012	Administrator	Lead teacher present and active

Rationale for this goal:

When Kids Come First: 85% of students reach or exceed the standard in Grades 6-12 on provincial assessments of literacy, numeracy and science.

*Assessment does not take place until middle school.

NOTE: We are thinking about removing this goal from our plan due to the need to focus on math.