









# Learning Plan for May 11<sup>th</sup> – 15<sup>th</sup>



	Monday	Tuesday	Wednesday	Thursday	Friday
<b>Reading</b> 15 minutes a day	Read a book at home OR Login and read a new book on <a href="#">Raz-Kids</a> .  Read " <a href="#">Gus the Duck</a> " on <a href="#">Starfall</a> and learn more about the short 'u' sound.	Read a book at home OR Login and read a new book on <a href="#">Raz-Kids</a> .  Review the short 'u' sound by playing the <a href="#">-ug game on Starfall</a> .	Read a book at home OR Login and read a new book on <a href="#">Raz-Kids</a> .  Join the TEAMS Meeting with Mrs. Matheson and listen to her read a story.	Read a book at home OR Login and read a new book on <a href="#">Raz-Kids</a> .  Join the TEAMS Meeting with Mrs. Higgins and listen to her read a story.	Read a book at home OR Login and read a new book on <a href="#">Raz-Kids</a> .  Join the TEAMS Meeting with Mrs. Magee and listen to her read a story.
<b>Writing</b> 15 minutes a day	Watch the <a href="#">Farm Field Trip video</a> . Imagine what you might see if you went to a farm. Draw and Write about your imaginary farm adventure!   I went to the farm. I got to milk a cow. It was so much fun!	Rainbow write letters, numbers, names, or sight words! <i>a, and, at, he, in, is, it, like, me, my, play, see, she, that, the, to, was</i>  	Draw some different farm animals. What sounds do they make? Write the sound they make beside them.  	Play with your food! Use some vegetables to form letters or words you know.  	Make a list of all the vegetables you know.  (Encourage your child to stretch out the word slowly and print the sounds they hear).  - carit (carrot) - letus (lettuce) - pupkin (pumpkin)
<b>Math</b> 15 minutes a day	<b>Counting</b> <a href="#">Watch this video and help the farmer count the farm animals in his fields.</a> -OR- Use your mini teachers to play a racing game. Roll the dice for each teacher and make them take that many steps towards the finish line.	<b>Comparing Numbers</b> <a href="#">Help Molly the Unicorn with her More or Less Quest.</a> -OR- Draw 3 carrots. Draw 6 tomatoes. Are there more carrots or more tomatoes? Are there fewer carrots or fewer tomatoes?	<b>Shapes</b> <a href="#">Match the 3D Shapes!</a> -OR- Go on a shape scavenger hunt around your house with your mini teachers. Can they find 3 things that roll? Can they find 5 things that stack? 2 things that slide?	<b>Patterning</b> <a href="#">Help these farm animals create patterns!</a> -OR- Play with your food! Make a pattern using 2 or 3 different foods. Can you make an AB, ABC, or AAB pattern?	<b>Number Recognition</b> <a href="#">See what kind of numbers you can find on the farm.</a> -OR- Make numbers out of Play-doh or write them with crayons. Try to make the higher numbers bigger and the lower numbers tiny.  <b>0 1 2 3 4 5 6 7 8 9 10</b>
<b>Other</b> 15 minutes a day	<b>Movement &amp; Music</b> <a href="#">Stretch and breathe with 'On the Farm' Yoga</a> -OR- Turn on the radio and have a dance party with your mini teachers! Try some farm animal dance moves... flap like a chicken and roll like a pig!	<b>Art</b> <a href="#">Learn how to draw a farm animal barn.</a> -OR- Trace your hand and turn it into an animal!  	<b>You &amp; Your World</b> <a href="#">Learn about what farmers do. Would you like to work on a farm?</a> -OR- Talk to someone in your family about what you want to be when you grow up.	<b>S.T.E.A.M</b> Make a house for your mini teachers using paper, blocks or cardboard. Don't forget to add furniture, windows, doors, and decorations!  	<b>French</b> <a href="#">Learn how to say the names of vegetables in French.</a> -OR- Practice saying 'Thank you' in French when your family gives you dinner or helps you with something. "Merci!"