

Suggested Work Grade 4-5 – May 4 – May 8

Math

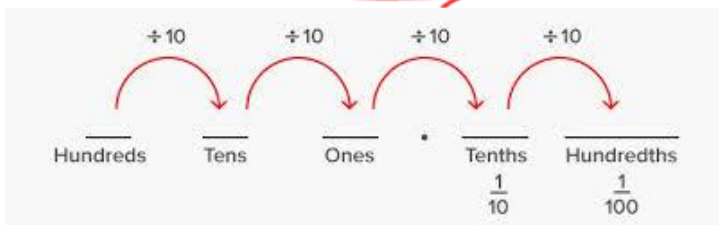
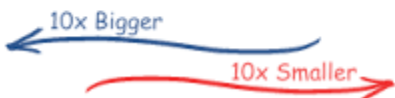
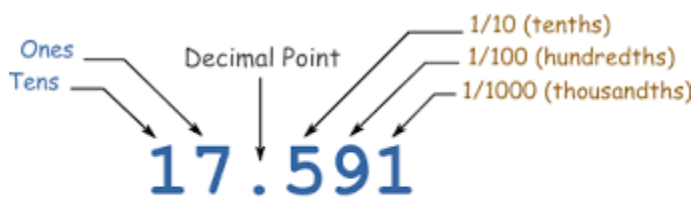
Mathematics: For math again this week, we are giving you two choices. You may work on both, or choose the one you are most comfortable with 😊

***Remember to keep up your math skills by logging in a using your Prodigy Math Account.**

You can also go on the Khan Academy site to help you understand a topic.

Decimals

A decimal is a way to write a fraction; the fraction $\frac{2}{10}$ can be written as the decimal 0.2. The decimal point separates the whole number part and the fraction part in a decimal. We read the decimal point as “and”. We say 0.2 as “zero and two-tenths.” Like when we talk about money \$2.30, we would say we have two dollars and thirty cents.



Go ahead and watch the following videos to learn more about decimals:

- <https://www.youtube.com/watch?v=KG6ILNOiMgM> (Decimal Place Value)
- <https://www.youtube.com/watch?v=u2L0qWVePfc> (Equivalent Decimals)
- <https://www.youtube.com/watch?v=nhLZcvfdgqs> (Compare Decimals)

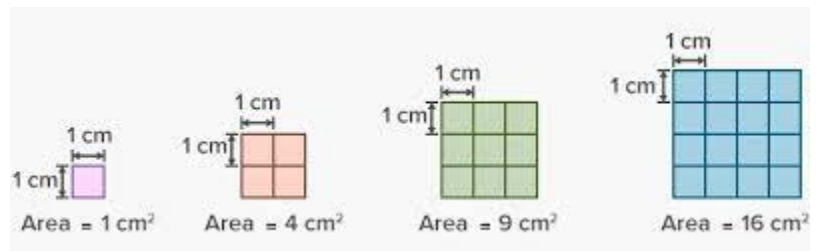
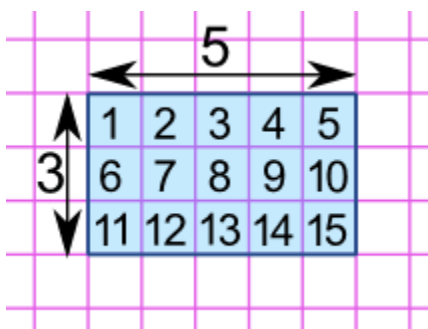
After watching these videos try your skills with these Decimal Games:

- https://www.splashlearn.com/decimal-games?adCampaign=8285148130&adGroup=87151233335&adTag=decimal%20games&adID=406769639218&ipad_blocker_disabled=1&gclid=CjwKCAjwqJ_1BRBZEiwAv73uwG82gZUfSVZfncDNvlaE2qveve9AsKkqbKXceYWKaGpEYRd1wSRCbhoCiY0QAuD_BwE
- <http://www.math-play.com/decimal-math-games.html>

AREA

In geometry, the area can be defined as the space occupied by a flat [shape](#) or the surface of an object. The area of a figure is the number of unit squares that cover the surface of a [closed](#) figure. Area is measured in square units such as square centimeters, square feet, square inches, etc.

To find the area of a surface, you can count the number of square units. You can also multiply the rows and columns.



Please watch the following video with a great explanation on what area is and how to find it:

- <https://www.youtube.com/watch?v=xCdxURXMdFY>

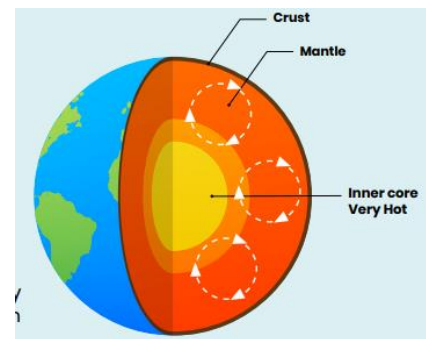
Once you have watched the video try the following area math games:

- https://www.education.com/games/area/?gclid=CjwKCAjwqJ_1BRBZEiwAv73uwlVxrpp2YK_HpgkFogkFCO9eQBg7nrzssu3l1KYnfyOIE9EcxWZLmBoCzf4QAvD_BwE
- <https://www.brainpop.com/games/areabuilder/>
- <http://sheppardsoftware.com/math.htm> (will not open in Chrome)

SCIENCE

Convection Currents

Convection currents are produced as a result of heat transfer between particles. When heat is added to water, the water molecules move faster and spread apart. As the molecules spread apart, they take up more space. Therefore, in a body of water, like a lake or an ocean, warm water moves up toward the surface and the colder denser water moves downward. The movement of warm and cold water creates currents in the water. These are called convection currents. The next time you go swimming in a pool that has a deep end, take note when you first get in: is the water warmer at the bottom or at the surface? The mantle under the Earth's crust moves as a result of convection currents. As the core heats up, the molten rock rises toward the crust. As it rises, it cools and begins to sink. Then it gets heated by the core again and starts to rise. It repeats this over and over again, creating currents under the surface. The same principle is true for air. The warmer the air, the faster the air particles are moving. The faster the particles are moving, the further apart they spread. This lowers the density of the warm air and causes it to rise over the cooler air. Many people put a ceiling fan in a high vaulted area in their home to help push the warm air down in the cold winter months. Hot air balloons rise in the sky because the heater warms the air inside the balloon. The warm, less-dense air inside the balloon is lighter than the cooler air around it which causes it to rise.



Watch these videos to learn more about convection current:

- <https://study.com/academy/lesson/what-are-convection-currents-definition-examples-quiz.html>
- <https://www.stevespanglerscience.com/lab/experiments/colorful-convection-currents/>

Experiment:

Complete the following experiment to help you further develop your understanding about convection current.

MATERIALS:

- Clear cup, large
- Colored ice cube (food coloring)
- Dowel, straight stick, wooden spoon, etc.
- Paper, 1 sheet
- Scissors
- Thread or string
- Working table lamp
- Optional: crayons or markers

INSTRUCTIONS:

Step 1. Make a colored ice cube by mixing a few drops of food coloring with water.

Step 2. Fill a large clear plastic cup 3 --- 4 full of cool water.

Step 3. Gently place your colored ice cube in the water. • What do you observe? Why?


Step 4. Draw a spiral on a sheet of paper and cut along the line.

Step 5. Remove the big bulky corners of the paper so you have a nice spiral. Stretch it out but be careful not to break it.

Step 6. Using the pencil point, carefully poke a small hole in the tip of the spiral. Cut a 2-foot piece of thread off the spool. Pass 1 end of the thread through the hole and tie it. Tie the opposite end onto the handle of a wooden spoon, dowel, or a straight stick.

Step 7. Hold your paper spiral over a lamp. • What do you observe? Can you explain it?

Step 8. Feel free to decorate your spiral and hang it in the corner of a room.



Language Arts

This week we have given you two more options to work on. Also do not forget to go on to your Razkids accounts to write on your reading and comprehension.

Antonyms

An antonym is a word of opposite meaning. The usual antonym of good is bad.

<https://www.youtube.com/watch?v=uEFqj41kEQ>

http://sheppardsoftware.com/web_games_vocab.htm (will not open in Chrome)

Read the sentences. Then, write an antonym for the bold words.

1. Sammi is the **speediest** runner on the team. She always finishes first in her races.
Antonym:
2. The mall **opens** every morning at 8am.
Antonym:
3. It is so **chilly** during the winter.
Antonym:
4. I like to study for tests **alone**. I sit in my bedroom, close the door, and turn on my music.
Antonym:
5. The **ancient** diner down the street has been in business for over 300 years.
Antonym:
6. The bell rings 5 minutes **before** the school day starts.
Antonym:
7. Tim is very **kind**. He always shares his lunch with me.
Antonym:
8. "That test was so **simple**," I told my sister after school. "I knew all of the answers!"
Antonym:
9. When Juan is on the other side of the playground, I need to **shout** very loudly for him to hear me.
Antonym:

10. I spent 3 hours this morning putting away my clothes and toys. Now, my room is very **tidy**.

Antonym:

Write a new sentence that uses an antonym for the bold word.

1. My mom keeps the cookies on the **highest** shelf in the kitchen so that my younger brother can't reach them.
2. I cry and cry after our team loses the soccer game because I am **miserable**.
3. Liam's house is at the **end** of the street.
4. It is my job to take out the garbage every **morning**.
5. I **enjoy** leaping over the puddles when it rains.

Persuasive Letter

Letter of the **persuasion** is written to convince others about particular issue or problem. Watch the video below to learn about how to write a good persuasive letter.

https://www.google.com/search?q=persuasive+letter&rlz=1C1GCEV_enCA879CA879&oq=persuasive+letter&aqs=chrome..69i57j0l7.3543j1j8&sourceid=chrome&ie=UTF-8#kpvalbx= S0GoXoyjlaiEytMPrdu_oAE54

Write a letter persuading your parent/guardian to extend your bedtime or screen time limits.

Social Studies

A **prime minister** is the head of a cabinet and the leader of the **ministers** in the executive branch of government, often in a parliamentary or semi-presidential system. ... In many systems, the **prime minister** selects and may dismiss other members of the cabinet, and allocates posts to members within the government.



Watch the following videos to help you learn about the different prime ministers.

<https://www.youtube.com/watch?v=JtH1EusKntA>

<https://www.youtube.com/watch?v=l7AwprTPKTU> (Prime Minister song, does not include Justin Trudeau)

Once you have watched the videos choose your favourite Prime Minister and complete the following sheet on him.

<h1>My Prime Minister Project</h1>		
By: _____		
☺ My Prime Minister ☺		

Portrait of My Prime Minister:	Basic Facts About My Prime Minister:	
	<p>> They were the _____ Prime Minister in office</p> <p>> They were in office from _____</p> <p>> Their political party was _____</p>	
Interesting Facts About Their Personal Life:		
<ul style="list-style-type: none">• _____• _____• _____• _____	Interesting Facts About Their Political Life:	
	<ul style="list-style-type: none">• _____• _____• _____• _____	
Three Words to Describe My Prime Minister Are:	Something Interesting I Learned Was:	My Reference:
_____ _____ _____	_____ _____ _____	_____ _____ _____

Physical Education

Design and build a backyard obstacle course.

Include at least 4 obstacles. Your course must be safe yet challenging. Share your obstacle course with your family. Use a stopwatch to calculate your personal best time.

Be creative and have fun!

Music

Listen to the lyrics of your favourite song. Talk about what is the message of the song? How does the artist use their lyrics to convey this message?

Art

Draw a picture or series of pictures showing how you feel about not being in school, not able to play with your friends, etc.