





## Learning Plan - Grade 6 May 11- May 15, 2020

*Do the best you can! Focus on life skills, physical activity, mental well-being, creative expression, social responsibility and social connections. Stay healthy and safe!*

*Every day, students should be **reading** for 30 minutes and getting 30 minutes of **physical activity***

**Social Studies** – The theme for the week is “**Birds**”. You are encouraged to spend 30 minutes a day on Social Studies activities. Here are 3 options for this week.

[Kim.Cheeseman@nbed.nb.ca](mailto:Kim.Cheeseman@nbed.nb.ca) [Kelly.Stephenson@nbed.nb.ca](mailto:Kelly.Stephenson@nbed.nb.ca) [Nathalie.Morin@nbed.nb.ca](mailto:Nathalie.Morin@nbed.nb.ca);

Activity	Materials / resources	Instructions
<p>NEW BRUNSWICK PROVINCIAL BIRD</p> 	<p><b>VIDEO:</b></p> <p><a href="https://www.birdorable.com/blog/fun-facts-about-chickadees/">https://www.birdorable.com/blog/fun-facts-about-chickadees/</a></p>	<p>Record your facts on a bookmark about our provincial bird:</p> <ul style="list-style-type: none"> <li>• What is their scientific name?</li> <li>• Do they return to the same nest each year?</li> <li>• Do they build more than one nest?</li> <li>• What is the purpose of their nest?</li> <li>• How many eggs are incubated in the nest each year?</li> <li>• Do they prefer wetland, grasslands or swamps to live in? Why?</li> <li>• Choose ONE fun fact.</li> </ul>
<p>Make a Brochure Of New Brunswick Provincial FACTS</p>	<p><a href="https://www2.snb.ca/content/snb/en/services-to-government/symbols.html">https://www2.snb.ca/content/snb/en/services-to-government/symbols.html</a></p>	<p>Fold a plain piece of paper in 3 equal parts.</p> <p>Include facts such as:</p> <ul style="list-style-type: none"> <li>• Capital city of the province</li> <li>• Population</li> <li>• Provincial Flower</li> <li>• Provincial Bird</li> <li>• Colleges of New Brunswick (2)</li> <li>• Main Occupations of New Brunswick</li> <li>• Number of tourists that visit each year</li> <li>• Why would people visit New Brunswick?</li> </ul>
<p>Is there a nest near you?</p>  <p>Can you spot one in your community?</p>	<p>Using paper, make a bird habitat.</p> <p>OR</p> <p>Using household items:</p> <p>Make a REAL nest.</p> <p>Hint: A soft, flexible bowl</p>	<p>Community helpers often assist small animals by building bird houses and feeders for birds to make nests for their young. Make a bird Habitat using materials listed.</p> <ul style="list-style-type: none"> <li>• Hang your paper nest in a window.</li> <li>• Hang or place a real nest between the branches of a tree.</li> <li>• Observe the nest all Summer. You will be surprised to see who moves in!! 😊</li> </ul>
<p>Share</p>		<ul style="list-style-type: none"> <li>• Share your research with your family!</li> <li>• Have a younger sibling record you as you share.</li> <li>• Send your video to your teacher!</li> </ul>






## Learning Plan - Grade 6 May 11- May 15, 2020

Do the best you can! Focus on life skills, physical activity, mental well-being, creative expression, social responsibility and social connections. Stay healthy and safe!

Every day, students should be **reading** for 30 minutes and getting 30 minutes of **physical activity**

**Math** – The theme for the week is “**Birds**”. You are encouraged to spend 30 minutes a day on Math activities. Here are 3 options for this week.

[Kim.Cheeseman@nbed.nb.ca](mailto:Kim.Cheeseman@nbed.nb.ca) [Kelly.Stephenson@nbed.nb.ca](mailto:Kelly.Stephenson@nbed.nb.ca) [Nathalie.Morin@nbed.nb.ca](mailto:Nathalie.Morin@nbed.nb.ca)

Activity	Materials / resources	Instructions
<p><b>Real Life Math</b> <b>BIRD ZOOKEEPER</b></p> 	<p><b>VIDEO:</b> <a href="https://www.pbslearningmedia.org/resource/mkaet-math.md.zkbirds/real-life-math-zoo-keeper-birds/">https://www.pbslearningmedia.org/resource/mkaet-math.md.zkbirds/real-life-math-zoo-keeper-birds/</a></p> <p><a href="#">Answer key</a></p>	<p><i>In what ways does the zookeeper of birds in the video use Math in real life?</i></p> <p><i>List all the ways that are used.</i></p>
<p><b>Graphing</b></p> 	<p><a href="#">PDF- Birds Coordinates + answer key</a></p>	<p><b>Questions (1-5)</b> <i>Write the ordered pair for each bird.</i></p> <p><b>Questions (6-10)</b> <i>Write the bird located at each ordered pair.</i></p>
<p><b>MATH GAME</b> <b>Coordinates-</b> <b>Battleship</b></p>	<p>Battleship game video: <a href="https://www.youtube.com/watch?v=5JSqtvwu4Is">https://www.youtube.com/watch?v=5JSqtvwu4Is</a></p>	<p>Using pencil and paper create a battleship game. Play with a partner using the instructions in the video.</p>
	<p><a href="http://www.ixl.com">www.ixl.com</a></p>	<p>Click on: <b>Grade 6</b></p> <ul style="list-style-type: none"> <li>• Mixed Operations M.1 and M.2</li> <li>• Units of Measurement R.1</li> <li>• Coordinate Plane V.1 and V.2</li> </ul>
<p><b>SHARE !!!</b></p>		<p>Share with your family!!! Or Share with your teacher! Don't forget about our PAMS Facebook page ☺</p>








## Learning Plan - Grade 6 May 11- May 15, 2020

Do the best you can! Focus on life skills, physical activity, mental well-being, creative expression, social responsibility and social connections. Stay healthy and safe!

Every day, students should be **reading** for 30 minutes and getting 30 minutes of **physical activity**

**Science**– The theme for the week is “**Birds**”. You are encouraged to spend 30 minutes a day on social studies activities. Here are 3 options for this week.

[Kim.Cheeseman@nbed.nb.ca](mailto:Kim.Cheeseman@nbed.nb.ca) [Kelly.Stephenson@nbed.nb.ca](mailto:Kelly.Stephenson@nbed.nb.ca) [Nathalie.Morin@nbed.nb.ca](mailto:Nathalie.Morin@nbed.nb.ca)

Activity	Materials / resources	Instructions
<p style="text-align: center;"><b>Simple Machines</b> <b>Video Response</b></p>	<p><b>VIDEO:</b> <a href="https://www.youtube.com/watch?v=LSfNYpCprw4">https://www.youtube.com/watch?v=LSfNYpCprw4</a></p>	<ul style="list-style-type: none"> <li>• Write a definition for a simple machine.</li> <li>• List 6 types</li> <li>• Give an example of each type.</li> <li>• Which simple machines project into the air?</li> </ul>
		<p>All you need to do is wind the rubber band around the spoon and paper tube as seen in the photos. You can tape it down but that is optional. You can paint a small rock like angry bird or use figurine.</p> <p><b>BEFORE:</b> Name your machine. What type is it?  <b>DURING:</b> Record your results as you do them. Example trial #1: distance object moved; adjustments made</p> <p><b>AFTER:</b> Journal your experience. Write about the success of your experiment and how you got there.</p>
<p style="text-align: center;"><b>Create - A - GAME</b></p>	<p>Experiment items</p>	<ul style="list-style-type: none"> <li>• Using the above experiment as an example. Develop your own game. Maybe set up a cooking pot or a mixing bowl as targets. Who can get the most points if the pot is worth 5 points and the edge is worth 2? Each player gets 5 tries to get their ANGRY BIRD in the target.</li> <li>• Or be creative and develop your own game!</li> </ul>
<p style="text-align: center;"><i>Share</i></p> 	 	<p style="text-align: center;"><b>Share on Instagram</b>  <b>Or</b>  <b>Share on PAMS Facebook</b>  <b>Or</b>  <b>Share with a family member</b>  <b>Or</b>  <b>e-mail your teacher a picture!</b></p>






## Learning Plan - Grade 6 May 11- May 15, 2020

*Do the best you can! Focus on life skills, physical activity, mental well-being, creative expression, social responsibility and social connections. Stay healthy and safe!*

*Every day, students should be **reading** for 30 minutes and getting 30 minutes of **physical activity***

**Language Arts** – The theme for the week is “**Birds**”. You are encouraged to spend 30 minutes a day on **Language Arts** activities. Here are 3 options for this week.

[Kim.Cheeseman@nbed.nb.ca](mailto:Kim.Cheeseman@nbed.nb.ca) [Kelly.Stephenson@nbed.nb.ca](mailto:Kelly.Stephenson@nbed.nb.ca) [Nathalie.Morin@nbed.nb.ca](mailto:Nathalie.Morin@nbed.nb.ca)

Activity	Materials / resources	Instructions
<p>Listen to a Video</p> 	<p><b>VIDEO:</b>  <a href="https://curio.ca/en/video/the-secret-life-of-owls-12868/">https://curio.ca/en/video/the-secret-life-of-owls-12868/</a></p>	<p><b>Listen to Understand</b></p> <ul style="list-style-type: none"> <li>• Watch and listen to the video on owls and owlets with a family member.</li> <li>• In your journal, write the title of the video</li> <li>• Record 3 fun facts you have learned.</li> <li>• Write 2 questions you might wonder about.</li> </ul>
<p>Finish the Story</p> 		<p><b>Finish writing ONE of the following prompts:</b></p> <ol style="list-style-type: none"> <li>1. Imagine that you're a puffin. You've been raised in your colony with your two siblings on the cliffs of Iceland. You spend all your days doing things together but suddenly, one sibling decides to leave. You are so sad and miss them so much. Write a poem or a simple song about your woes (struggles).</li> <li>2. During a trek through a caving system in the far north, you find two unhatched eggs, each the size of your head. Bones are scattered a few feet away. Write a story.</li> </ol>
<p>Creative Writing</p> 		<p><b>Diary Entry</b></p> <p>Imagine that you are a bird for ONE day.</p> <ul style="list-style-type: none"> <li>• Take flight</li> <li>• Describe what you see</li> <li>• What would your day be like?</li> <li>• What would you eat?</li> <li>• Who would you talk to?</li> <li>• Whose house would you fly over?</li> <li>• Who would you sing for?</li> </ul>
<p>Share</p>		<p>Share with your family!!!          Or Share with your teacher!          Don't forget about our PAMS Facebook page ☺</p>