



Learning Opportunities for Grade 2

Week of June 8th School Vision: *Motivating, Compassionate, Successful*

School Mission: *Making a difference....Committed to learning....Supporting each other*

Do the best you can! Focus on life skills, physical activity, mental well-being, creative expression, social responsibility and social connections. Stay healthy and safe!

Try to work on the learning opportunities for 1 hour each day.

I hope everyone had a great weekend!

Mrs. Schriver- I haven't done much over my weekend! All I have been working on is the garden or report cards. I can't believe this is our last learning opportunity! I hope you all have a wonderful summer and I will miss each and every one of you!

Mrs. Saunders- I have been out on the river canoeing which was a lot of fun! Here is also a cartoon of what my kitchen will look like when it's done.



MATH

We're Going on a 3D Object Hunt!

Go on a 3D object hunt for real live 3D objects in your house or outside.







How many rectangular prisms can you find?

How many different cubes can you find?

Can you find a real-world example of a triangular prism?

Can you find examples of pyramids, cylinders, or spheres?

Look around your home for objects that have a three-dimensional shape.
Write or draw them below.

cube	sphere	rectangular prism	pyramid	cone	cylinder
					



Learning Opportunities for Grade 2

Week of June 8th School Vision: *Motivating, Compassionate, Successful*

School Mission: *Making a difference....Committed to learning....Supporting each other*

Do the best you can! Focus on life skills, physical activity, mental well-being, creative expression, social responsibility and social connections. Stay healthy and safe!




Try to work on the learning opportunities for 1 hour each day.



I Spy:

Play I spy with my little eye a: cube, rectangular prism, triangular prism, square pyramid, sphere, cylinder, by secretly choosing a real 3D object in your home. Have someone at home guess which object you have picked then it is your turn to guess their I spy.

Toothpick time!



Make
3D

objects with toothpicks and playdough.

Straw pieces, spaghetti pieces and marshmallows work too. Once you have made each object on its own, think about how you might combine more than one 3D object to create a house, a castle, a truck, an animal, anything at all. What 3D objects did you use?

Take a picture of your creation and share it with your teacher.

LITERACY



Reading:

1. Read on Epic or on Raz kids.
2. Have a parent read to you and then you can ask them questions about the book after they are done reading.

Writing:

Take a muffin tin outdoors and fill it with spring objects. Write a description of 3 of your objects Read the descriptions aloud to someone in your family. Can they identify the objects you described?



Learning Opportunities for Grade 2

Week of June 8th School Vision: *Motivating, Compassionate, Successful*

School Mission: *Making a difference....Committed to learning....Supporting each other*

Do the best you can! Focus on life skills, physical activity, mental well-being, creative expression, social responsibility and social connections. Stay healthy and safe!

Try to work on the learning opportunities for 1 hour each day.



Word Work:

Rhyming Words: Write each of your spelling words with a rhyming word next to them.

Example: cut shut

FREE PLAY



Spread out a blanket in your yard or find a cozy window spot. Invite a family member to join you. Begin cloud watching. What do you see, what do you think, what do you wonder? What objects do the clouds remind you of?

PHYSICAL EDUCATION

MCS families,

As we enter June we think about track & field, field days and fun end of school events, with this in mind the Phys Ed Team in ASD-W has put together a Spring Games Challenge for all schools. These challenges require equipment that most of us have at home or are easily adaptable. It is a great Physical Activity & Wellness Challenge for all. Since June 1st, a video and challenge card has been released on the NBPES YouTube Channel <https://www.youtube.com/playlist?list=PL2ZiLbnHH6WF4hDrRZm8Gy8aWjMXbelp2>, the object is to take part in that activity of the day, save your score and share a video taking part using the hashtag #ASDWSpring. All the information is posted here: <http://nbpes.ca/asd-w-nbpes-spring-games-challenge/>

Don't forget that Mrs. Johnston and I are challenging you to keep track of you and your family's steps and kms, then log them on the MCS Facebook page as we attempt to collectively walk around NB. Or you can email me your totals. We are challenging all family members to get involved in this activity. Let's see how far we get this summer!

It is hard to believe that this is the last week of the school year. What a strange year! I wish I would have had more time in the gym with all MCS students, but it was not meant to be. I know my summer plans have me very busy and active. I look forward to seeing all the skills you have learned and strengthened over the last few months and summer, next year! Have a great and safe summer! See you in September!

Mr. Nathan King

Nathan.King@nbed.nb.ca




Learning Opportunities for Grade 2

Week of June 8th School Vision: *Motivating, Compassionate, Successful*

School Mission: *Making a difference....Committed to learning....Supporting each other*

Do the best you can! Focus on life skills, physical activity, mental well-being, creative expression, social responsibility and social connections. Stay healthy and safe!

Try to work on the learning opportunities for 1 hour each day.

Warm Up 1 Dance to your favorite song	Warm Up 2 Play Card Fitness. Each suit represents an exercise.	Warm Up 3 Play Simon Says	Warm Up 4 Choose your 6 favorite stretches	Warm Up 5 Choose 6 different point-balances to hold for 10 seconds
Share Question 1 Who can you help today?	 Physical Education and Wellness Choice Board Visit this choice board daily <ul style="list-style-type: none"> ● Choose <u>one warm up</u> from the top row. ● Choose <u>one activity</u> from the bottom row. ● Choose <u>one chore or question</u> from the side rows. Discuss chosen question with a family member.			Chore 1 Get recyclables ready for pick-up
Share Question 2 What made you excited today?				Chore 2 Dust the furniture
Share Question 3 How do currently feel about your schooling?				Chore 3 Help with yardwork
Activity 1 Practice control, passing and dribbling skills in a chosen sport	Activity 2 Go for a walk, remember to record your steps and distance	Activity 3 Make a driveway, backyard or sidewalk obstacle course	Activity 4 Roll up socks, grab a bucket and enjoy a game of mini basketball	Activity 5 A Spring Games Challenge Activity (link above)

OTHER

K-2 Technology Week of June 8-12

Hello future Builders, Engineers and Scientists! This week I have an outdoor activity and an indoor activity for you to choose from.

Choice #1 OUTDOOR: Dandelion Art

"The only difference between a flower and a weed is judgement."

Dr. Wayne Dyer. This fun activity will get you outside picking dandelions and creating some beautiful artwork out of nature.

Materials needed:

- 1 piece of cardboard (recycled cereal box)
- black marker
- fresh picked dandelions

Instructions:

1. Using a black marker, draw the outline of an object on cardboard. Think of any object that you like, i.e.; a bird, flower, the sun, a tractor, school bus, etc.
2. Take your drawing outside and start collecting dandelions. Discard the stems and arrange the blooms on your cardboard. Use rocks to ensure it doesn't blow away. Keep adding flowers until you fill-in the outline completely.

Source: hotcoffee_creativekids





Learning Opportunities for Grade 2

Week of June 8th School Vision: *Motivating, Compassionate, Successful*

School Mission: *Making a difference....Committed to learning....Supporting each other*

Do the best you can! Focus on life skills, physical activity, mental well-being, creative expression, social responsibility and social connections. Stay healthy and safe!

Try to work on the learning opportunities for 1 hour each day.

3. What else can you add to your artwork using nature? Can you add twigs, rocks, and other wild flowers? Get creative, use materials from nature and your black marker to add more details to your masterpiece. If parents would like to send a picture of the artwork, I will include it in a collage on the MCS Facebook page on Friday. Thank you for being open to trying these new learning opportunities at home. Any questions or comments please email me Erin.LeCain@nbed.nb.ca.

Choice #2 INDOOR: Make your own scratch and sniff

Source: Fun-A-Day.com

Here is how to make your own scratch and sniff name plate and/or Thank you card using Jell-O and white glue. Here are a few simple materials you need to get started:

- pencil or pen
- 1 box of Jell-O (any flavour)
- white glue
- paper (or recycled cardboard)

Instructions:

1. Write your name or message in large print, on a piece of paper.
2. Trace over the letters with white glue. Do your best!
3. Sprinkle the flavoured Jell-O over the wet glue - cover completely.
4. Pick up your paper and dust off any excess Jell-O powder.
5. Set aside to dry fully for 24 hours. Do not touch it until it is completely dry. It should remain scented for a while and be sure not to scratch it too hard, as the glue will come off easily.

Here's how to use this fun technique to spread kindness to others:

Write a fun message or note to your Mom, Dad, siblings. OR make a Thank You card for:

* **Medical Staff at the Upper Valley River Hospital** for keeping us safe during this pandemic. Send letter to: Thank You to Hospital Staff, 11300, Route 130, Waterville, NB E7P 0A4. Be sure to include your school name. 😊



* **Dr. Jennifer Russell, The Chief Medical Officer of Health for New Brunswick.** She has been working hard to keep everyone in the province safe during the pandemic. Send a letter of thanks to: Dr. Jennifer Russell, P.O Box 5100, Fredericton, NB E3B 5G8. Be sure to include your school name. 😊