

Combining Transformations

Multiple transformations can be applied to a function using the general transformation model:

$$y - k = af(b(x - h)) \quad \text{or} \quad y = af(b(x - h)) + k$$

To sketch the graph of a function of this form, the stretches and reflections (values of a and b) occur **before** the translations (values of h and k).

Example 1: Graph a Transformed Function

Describe the combination of transformations that must be applied to the function $y = f(x)$ to obtain the transformed function. Sketch the graph, showing each step of the transformation.

a. $y = 3f(2x)$

b. $y = f(2x + 4)$

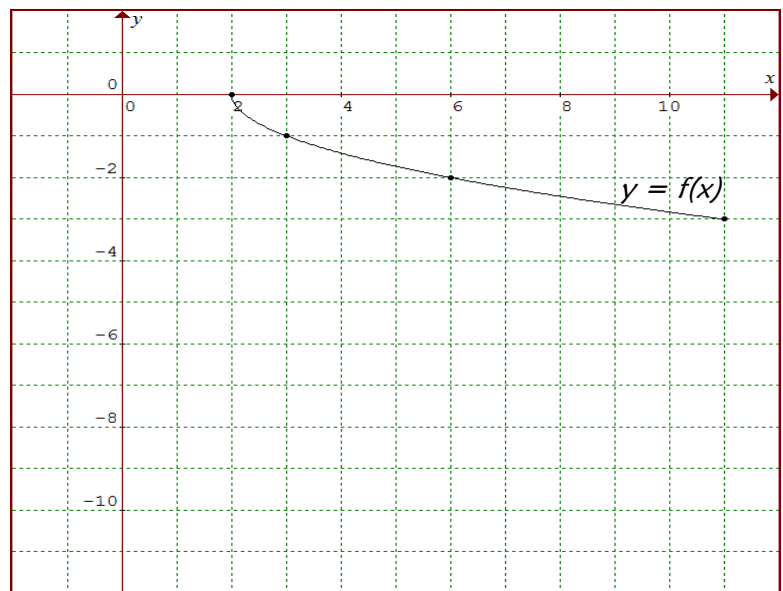
Solution:

a. Compare the function $y = 3f(2x)$ to

$$y = af(b(x - h)) + k$$

$a = \underline{\hspace{2cm}}$ $b = \underline{\hspace{2cm}}$

$h = \underline{\hspace{2cm}}$ $k = \underline{\hspace{2cm}}$



The graph of $y = f(x)$ is vertically stretched by a factor of _____ and horizontally stretched by a factor of _____.

First, apply the vertical stretch by multiplying the y-values by _____.

$$(2, 0) \rightarrow (2, \quad)$$

$$(3, -1) \rightarrow (3, \quad)$$

$$(6, -2) \rightarrow (6, \quad)$$

$$(11, -3) \rightarrow (11, \quad)$$

Plot the points and graph $y = 3f(x)$.

Then, using the new image points from above, apply the horizontal stretch by multiplying the x-values by _____

$$(2, 0) \rightarrow (\quad, 0)$$

$$(3, -3) \rightarrow (\quad, -3)$$

$$(6, -6) \rightarrow (\quad, -6)$$

$$(11, -9) \rightarrow (\quad, -9)$$

Plot the points and graph $y = 3f(2x)$.

Would performing the stretches in reverse order change the final result? _____

Mapping Rule: _____

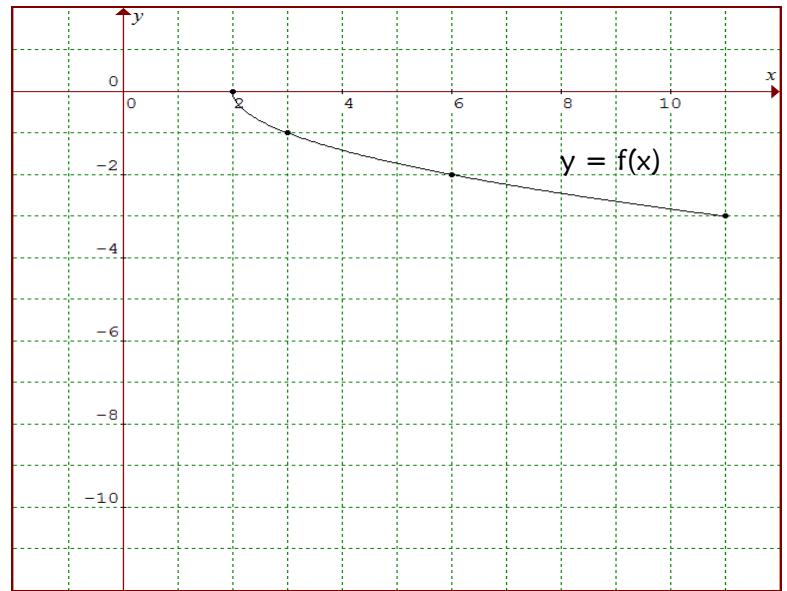
b. Rewrite the function $y = f(2x+4)$ in the form

$$y = af(b(x-h)) + k$$

$y = f(2x+4)$ becomes _____

a = _____ b = _____

h = _____ k = _____



The graph of $y = f(x)$ is stretched _____ by a factor of _____,

and then translated _____ units to the _____.

First, apply the horizontal stretch by multiplying the x-values by _____.

$$(2, 0) \rightarrow (\quad , 0)$$

$$(3, -1) \rightarrow (\quad , -1)$$

$$(6, -2) \rightarrow (\quad , -2)$$

$$(11, -3) \rightarrow (\quad , -3)$$

Plot the points and graph $y = f(2x)$.

Then, using the new image points from above, apply the horizontal translation by _____ each x-value.

$$(1, 0) \rightarrow (\quad , 0)$$

$$(1.5, -1) \rightarrow (\quad , -1)$$

$$(3, -2) \rightarrow (\quad , -2)$$

$$(5.5, -3) \rightarrow (\quad , -3) \quad \text{Plot the points and graph } y = f(2(x+2)).$$

Note that the horizontal *stretch* must be performed *before* the horizontal *translation* in order to get the correct final result.

Mapping Rule: _____

Example 2: Combination of Transformations

State the combination of transformations that must be applied to the graph of the function $y = f(x)$ in order to obtain the graph of the transformed function, $g(x) = -2f\left(\frac{1}{2}(x-1)\right) + 4$. Write the corresponding mapping rule, then apply the mapping rule to key points on $f(x)$ to obtain the corresponding image points on $g(x)$.

Sketch the graph of $g(x)$. Write the specific equation for $g(x)$.

Solution:

Compare $g(x) = -2f\left(\frac{1}{2}(x-1)\right) + 4$ to $y = af(b(x-h)) + k$ to obtain the following values:

$a = \underline{\hspace{2cm}}$, $b = \underline{\hspace{2cm}}$, $h = \underline{\hspace{2cm}}$, $k = \underline{\hspace{2cm}}$

To obtain the graph of $g(x)$, the graph of $f(x)$ must be reflected through the _____, stretched _____ by a factor of _____ and _____ by a factor of _____.

The graph would then be translated _____ unit _____ and _____ units _____.

Mapping Rule: _____

Apply the mapping rule to key points on $f(x)$ to obtain the corresponding image points on $g(x)$, then sketch the graph of $g(x)$.

$$f(x) \rightarrow g(x)$$

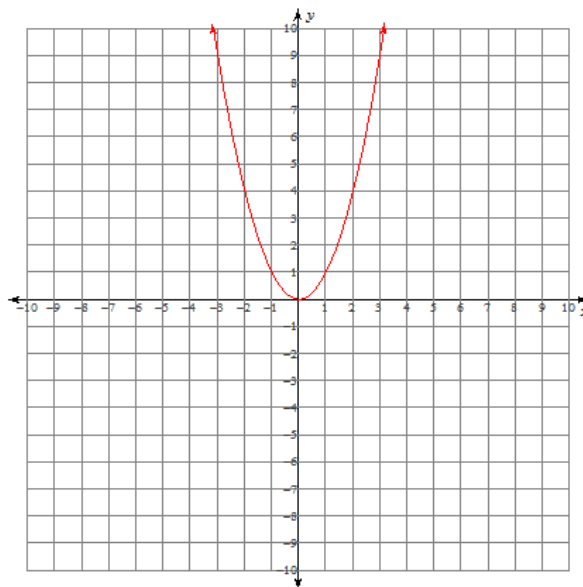
$$(-2, 4) \rightarrow (\underline{\hspace{1cm}}, \underline{\hspace{1cm}})$$

$$(-1, 1) \rightarrow (\underline{\hspace{1cm}}, \underline{\hspace{1cm}})$$

$$(0, 0) \rightarrow (\underline{\hspace{1cm}}, \underline{\hspace{1cm}})$$

$$(1, 1) \rightarrow (\underline{\hspace{1cm}}, \underline{\hspace{1cm}})$$

$$(2, 4) \rightarrow (\underline{\hspace{1cm}}, \underline{\hspace{1cm}})$$



The equation of the transformed function is: _____

Example 3: Write the Equation of a Transformed Function Graph

The graph of the function $y = g(x)$ represents a transformation of the graph $y = f(x)$. Determine the equation of $g(x)$ in the form $y = af(b(x-h)) + k$. Explain your answer.

Solution:

Locate key points on $f(x)$ and their image points on $g(x)$:

$$(-1, 1) \rightarrow (1, -7)$$

$$(0, 0) \rightarrow (3, -4)$$

$$(1, 1) \rightarrow (5, -7)$$

Stretches and Reflections:

To determine horizontal and vertical stretch factors, compare distances between key points.

Horizontally on $f(x)$ key points are _____ units apart, and on $g(x)$ key points are _____ units apart.

So, horizontal stretch factor = _____

Vertically on $f(x)$ key points are _____ unit apart, and on $g(x)$ key points are _____ units apart.

So, vertical stretch factor = _____

Also, we can see that the graph has been reflected in the _____, so _____ is negative.

So, $a =$ _____ $b =$ _____

Translations:

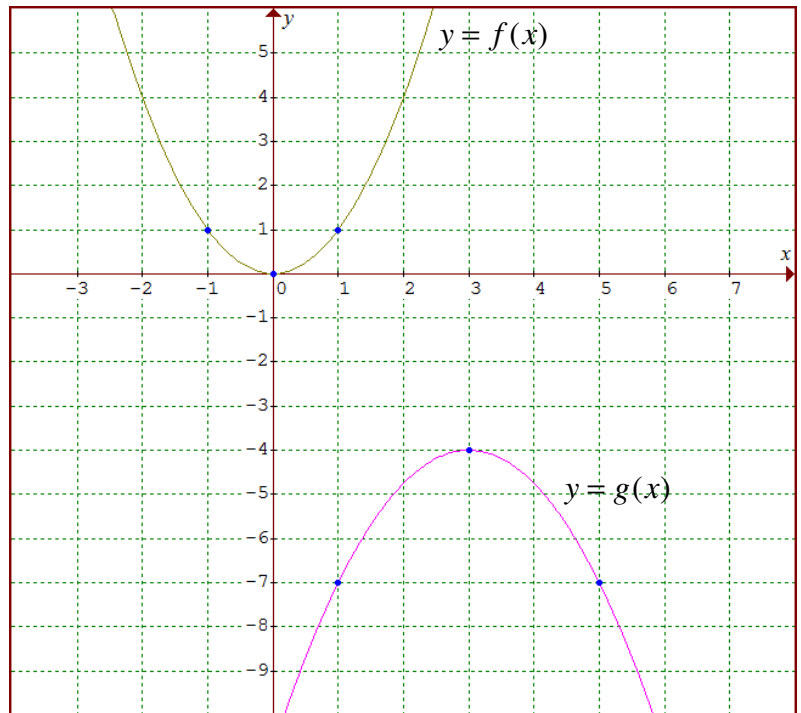
The point $(0, 0)$ is not affected by stretches or reflections so we can use this to determine the horizontal and vertical translations.

So, this point has moved _____ units _____ and _____ units _____.

So, $h =$ _____ $k =$ _____

Substitute the values of a , b , h , and k into $y = af(b(x-h)) + k$.

The equation of the transformed function is: _____



Example 4: Write the Equation of a Transformed Function Graph

The graph of the function $y = g(x)$ represents a transformation of the graph $y = f(x)$. Determine the equation of $g(x)$ in the form $y = af(b(x-h)) + k$. Explain your answer.

Solution:

Compare the locations of the key points on the original graph, $f(x)$, and the transformed graph, $g(x)$, to determine whether or not there have been any reflections and/or stretches. It might be helpful to label which points on $f(x)$ correspond with their image points on $g(x)$.

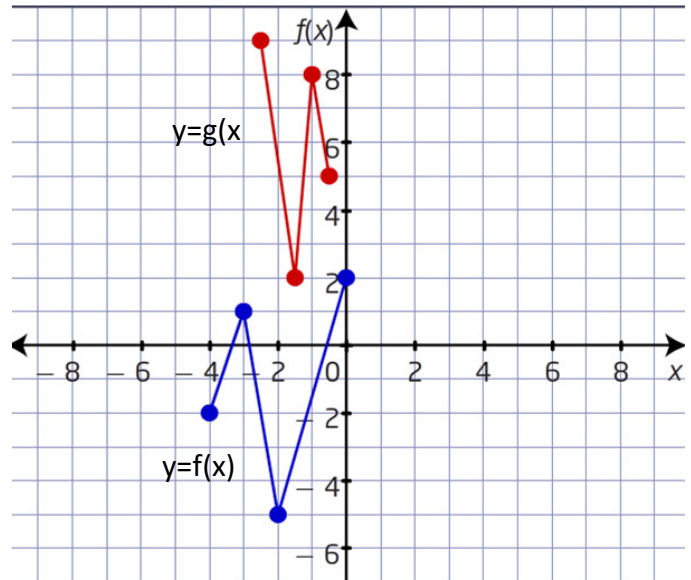
Reflection in the x-axis: _____

Reflection in the y-axis: _____

Vertical stretch factor: _____

Horizontal stretch factor: _____

To determine whether or not there have been any vertical and/or horizontal translations, consider where the key points on $f(x)$ will be located after the reflections and stretches listed above have been applied, then determine what translations will be necessary to obtain the final image points on $g(x)$.



f(x)		→	h(x)		→	g(x)	
x	y		x	y		x	y
-4	-2						
-3	1						
-2	-5						
0	2						

Compare the intermediate function, $h(x)$, to the final function, $g(x)$, to determine the translations.

Horizontal translation: _____

Vertical translation: _____

Final mapping rule: _____

The equation of the transformed function is: _____

Your turn:

The graph of the function $y = g(x)$ represents a transformation of the graph $y = f(x)$. Determine the equation of $g(x)$ in the form $y = af(b(x-h)) + k$.

