

Grade One Learning Activities

Week 8: June 8-12

Monday- Letter Q (Quiet)


QUIET DAY

Read Aloud- Click [HERE](#) to listen to the "The Quiet Book" by Deborah Underwood

*What kinds of quiet are at your house right now? Make a list.

Writing- Write about a time when you had to be very quiet.

Q-Tip Maze- design a maze for your toy cars/figures using Q-Tips (see picture for an example)



Sponge Tower Time- using old sponges or new ones (can be picked up at the Dollar Store) design and create your own tower. Cut sponges in different lengths, sizes and shapes. Loads of quiet fun!



Silent Reading- build a fort with blankets, crawl inside and silent read for at least 20 minutes.



Tuesday- Letter R (Rainbow)



DAY

Read Aloud- Click [HERE](#) to listen to "How the Crayons Saved the Rainbow" by Monica Sweeney

Rainbow Write- write high frequency words in all the colors of the rainbow. See picture for example.



Rainbow to 10- Create rainbow partners to 10. Write down all the combinations that go together to make 10. Look at the picture below.

Rainbow Partners to 10

Directions: Use the colors of the rainbow to find each partner for 10. Then write the numbers in the boxes. Start with zero and go to order by 10 if you can not find the number first.

0 1 2 3 4 5 6 7 8 9 10

$\underline{\quad} + \underline{\quad} = \underline{\quad}$	$\underline{\quad} + \underline{\quad} = \underline{\quad}$
$\underline{\quad} + \underline{\quad} = \underline{\quad}$	$\underline{\quad} + \underline{\quad} = \underline{\quad}$
$\underline{\quad} + \underline{\quad} = \underline{\quad}$	$\underline{\quad} + \underline{\quad} = \underline{\quad}$
$\underline{\quad} + \underline{\quad} = \underline{\quad}$	$\underline{\quad} + \underline{\quad} = \underline{\quad}$
$\underline{\quad} + \underline{\quad} = \underline{\quad}$	$\underline{\quad} + \underline{\quad} = \underline{\quad}$
$\underline{\quad} + \underline{\quad} = \underline{\quad}$	$\underline{\quad} + \underline{\quad} = \underline{\quad}$

This time start at the bottom and go up

Wednesday- Letter S (Sun)




Facts About the SUN

It's not safe to look directly at the sun
The sun is the closest star to Earth
The sun is a giant ball of gas
It is approximately 10,000 degrees F on the sun
The sun could hold 1 million Earth's
We need the sun for light, warmth & energy





Math- "Too Bright for Tens Frames"

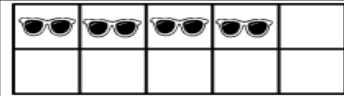



Name: _____

Cut out the number sentences on the bottom and glue them next to the matching tens frame.



Too Bright for Tens Frames

$\begin{array}{r} 8 \\ +2 \\ \hline 10 \end{array}$	$\begin{array}{r} 4 \\ +6 \\ \hline 10 \end{array}$	$\begin{array}{r} 5 \\ +5 \\ \hline 10 \end{array}$	$\begin{array}{r} 9 \\ +1 \\ \hline 10 \end{array}$	$\begin{array}{r} 3 \\ +7 \\ \hline 10 \end{array}$	$\begin{array}{r} 10 \\ +0 \\ \hline 10 \end{array}$	$\begin{array}{r} 6 \\ +4 \\ \hline 10 \end{array}$	$\begin{array}{r} 7 \\ +3 \\ \hline 10 \end{array}$
---	---	---	---	---	--	---	---

Thursday- Letter T (Teddy Bear Picnic)



Read Aloud- Click [HERE](#) to listen to the story “Teddy’s Bears Picnic” by Jimmy Kennedy and performed by Anne Murray.

Word Work- how many words can you make from the letters in **Teddy Bear Picnic** (example: ten, bed, year)

Teddy Bear Picnic- pack a picnic lunch, grab your blanket & favorite teddy bear and head outside for a picnic. Oh...don't forget your disguise!! Click [HERE](#) for a teddy bear ears template.

Name: _____

Teddy Bear Patterns

Complete the number patterns by filling in the blank.



Draw your own pattern below.

Bear Stacking Patterns: Complete the pattern by filling in the blank.



Friday- Letter U (Under the Sea)



Writing- use the following prompt to complete a story. "If I lived under the sea, I would..."

Under the Sea Movements- I can crawl like a crab

I can paddle my arms like a sea turtle.

I can open my mouth wide like a shark

I can stretch out my arms like a starfish

Name _____

Under The Sea

Color, count, and graph.

1 2 3 4 5 6 7 8 9 10

www.edukidsday.com

