



# Centreville Community School



Follow us on Twitter at @CentrevilleSch for additional activities.

## Grade 6 HOME LEARNING PLAN - May 25<sup>th</sup> to 29<sup>th</sup>

<b>Grade:</b>	<b>8</b>
<b>TEACHERS</b>	<b>Grant Robinson, Iris Hitchcock, Kim Foster, Angela Taylor and Melissa Richardson</b>
<b>Chris Sparrow</b>	<b>Principal : <a href="mailto:Christopher.Sparrow@nbed.nb.ca">Christopher.Sparrow@nbed.nb.ca</a></b>
<b>Kori Springer</b>	<b>Resource: <a href="mailto:Kori.Springer@nbed.nb.ca">Kori.Springer@nbed.nb.ca</a></b>
<b>David Mahar</b>	<b>Guidance: <a href="mailto:David.Mahar@nbed.nb.ca">David.Mahar@nbed.nb.ca</a></b>
<b>School</b>	<b><a href="mailto:CentrevilleCommunity@nbed.nb.ca">CentrevilleCommunity@nbed.nb.ca</a></b>

In accordance with the communication sent from our Minister of Education, Dominic Carty, on April 2, 2020 Home learning opportunities to support literacy, numeracy, science and social studies outcomes will be made available online weekly by Middle School Teachers.

Families are encouraged to:

- Support their children to complete the options below for an average of **two hour per day**.
- Read aloud with their children daily; and
- Consider daily physical activity and free play as an important part of their child's mental health and skill development.

<b>Subjects</b>	<b>Description of Learning Activities</b>
<p><b>Literacy</b></p> <p>If you want to "pass in" your weekly writing piece to the group "English Language Arts 8-8F" in Microsoft Groups, under assignments, there are the weekly descriptions. I will provide feedback of what you're doing well and what you need to keep working on.</p>	<p><b>WRITING</b> - Keeping a daily journal is a great way to get your thoughts down on paper about what you've been doing during the day, you can make up a story about whatever you want to write about or do an informational report about something you're interested in. It can be on paper or on the computer. Middle School students should be able to write at least <math>\frac{3}{4}</math> to 1 page for each journal entry.</p> <p>For this week's special Writing piece, choose one of the following and write at least a page, with lots of details, description and million-dollar words. Do your very best work!!!</p> <ol style="list-style-type: none"> <li>1. List six true sentences that begin with the words "I'll never forget..."</li> </ol>

You can also email your work to me at: [iris.hitchcock@nbed.nb.ca](mailto:iris.hitchcock@nbed.nb.ca)

Your Reading Response assignment is in there too, if you want to send it to me.

2. Create a how-to manual for something you can do well (make a craft, bake cookies, restring a guitar, apply make up, etc.). Describe the process so that someone else could complete the task based on your directions. Use present tense verbs.

**For everything you write:** please remember to use periods/punctuation, capital letters where they are needed and check your spelling of words you're supposed to know. I put a picture of the Writing Traits that are up on my bulletin board for Grades 6 and 7. Grade 8's can use the Grade 7 ones. They're pretty much the same for all Middle School students. **Please make sure you are using the Writing Traits list and check your work over to make sure you're doing the best you can do.**

**READING** – You should be reading at least 30 minutes each day. This could be any of the following: books, magazines, newspapers (yes, they still make paper ones but you could read online news too), online blogs, articles, e-books (borrow some from the public library). You could read to younger siblings too. Once a week, I would like you to write a response to something you have read. You could tell something about the characters, setting, what is happening in the story, any interesting words you find, your favorite/least favorite part or predict what will happen in the next part of the book. If you are reading non-fiction (informational) material, tell 4 things you learned that you didn't know before or something you already know that wasn't in the article.

**Weekly Editing Challenge: There are 10 errors in the following passage. Some are misspelled words, capitalization errors or punctuation mistakes. Rewrite the passage, making the necessary changes.**

National Pet Week is celebrated in American as well as other countrys a round the world. The goals of the week are too help people adopt pets tell why we love pets, and honor animal doctor's (veterinarians). Every one should be extra nice to pets during Pet Week. Do you have a dogs, cat, or other anamal at home?

## Grade 8 Numeracy

If you have any questions about the Numeracy activities, please contact-

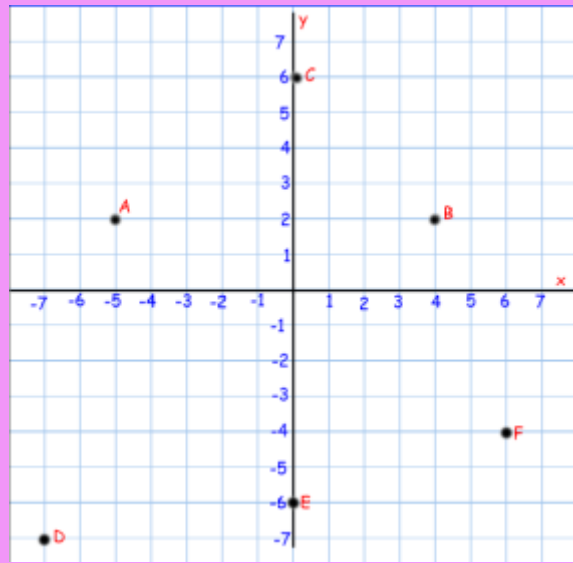
Kim Foster  
[kim.foster@nbed.nb.ca](mailto:kim.foster@nbed.nb.ca)

### May 25th to May 29th – Offline Math Choice Boards (Grade 8)

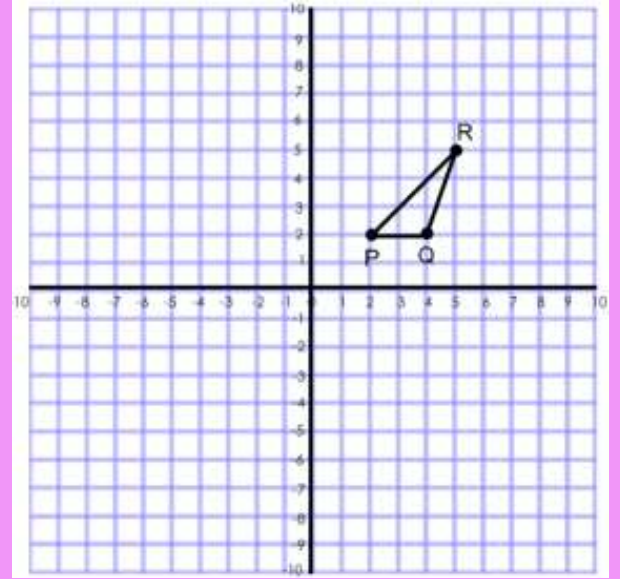
Monday	Tuesday	Wednesday	Thursday	Friday
--------	---------	-----------	----------	--------

Record the ordered pairs for each given point and then plot and label the following ordered pairs on the grid.

A	D	E (6, 7)	H (5, 8)
B	E	F (-3, 5)	I (0, -2)
C	F	G (-4, -6)	J (0, 0)



The easiest way to do a transformation of a shape is to trace the original shape and then move it as needed. Rotation: pin the rotation point and turn the shape to see where it lands and then redraw it. Rotate  $\triangle PQR$   $180^\circ$  clockwise around point P to create  $\triangle P'Q'R'$ . Write the coordinates of the new image. Reflection: Reflect the original image,  $\triangle PQR$ , across the x-axis to create  $\triangle P''Q''R''$ . Write the coordinates of the new image.



List all of the coordinates that you would need to hit in order to sink my 5 ships:

**Ships**

- Aircraft Carrier 5 blocks
- Battle ship 4 blocks
- Cruiser 3 blocks
- Submarine 3 blocks
- Patrol Boat 2 blocks

## May 25th to May 29th – Offline Math Games (Grade 8)

### Math facts

Daily Practice, 10 minutes

Make cue cards with multiplications from  $1 \times 1$  to  $12 \times 12$  on the front of the cards. On the back of the cards, write the answers. Use these to practice multiplication skills! (For a challenge, you can time yourself and see how many you can get right in a certain amount of time and set a goal to see your improvement!)

### **Battleship**

**How to play:** Plot all of your ships by drawing an outline of each ship on the grid according to its size. (ex. Battleship is 4 blocks). Ships may not overlap. Don't let your enemy see your ships!

Take turns firing upon your enemy by calling out ordered pairs (ex. (2,6)) Mark your shots as "hit" (X) or "miss" (dot) on your Enemy Ships Cartesian plane according to your enemy's reply. Any point touching your ship is a hit.

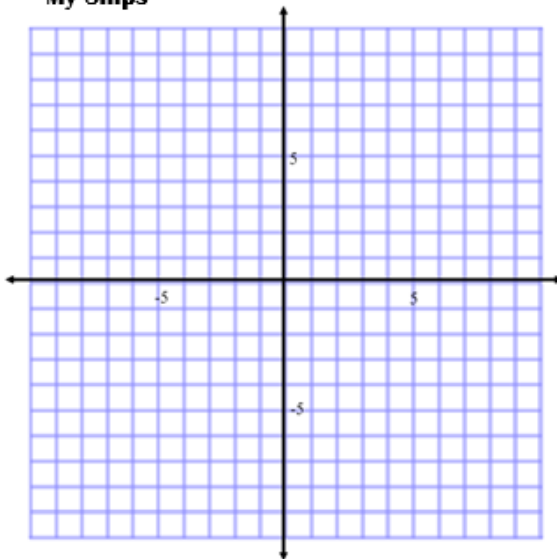
When your enemy fires upon you, say "hit" or "miss" and mark your hit ships with an X when they are hit. When your ship is sunk, you must say, "You sank my \_\_\_\_\_!" (type of ship)

The first person to sink all of their enemy's ships wins!

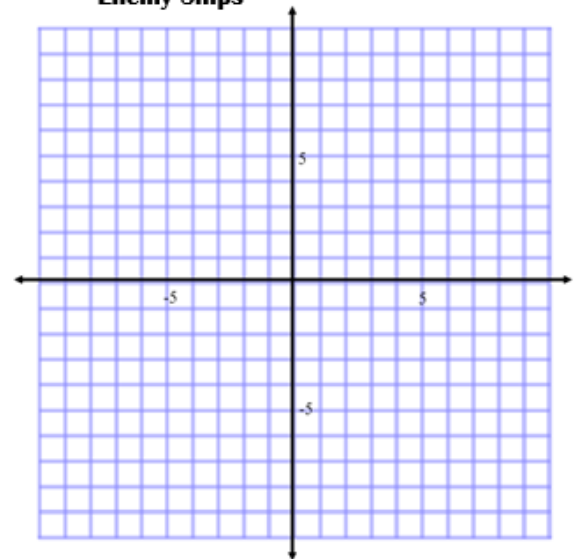
Ships	
Aircraft carrier	5 blocks
Battle ship	4 blocks
Cruiser	3 blocks
Patrol Boat	2 blocks
Submarine	3 blocks



#### My Ships



#### Enemy Ships



**May 25th to May 29th – Online Math Choice Boards (Grade 8)**

Monday	Tuesday	Wednesday	Thursday	Friday
<a href="#"><u>Game 1: Stock the Shelves</u></a>	<a href="#"><u>Game 2: Quadrant Commander Coordinate Grid</u></a>	<a href="#"><u>Game 3: Locate the Aliens</u></a>	<a href="#"><u>Game 4: Hit the Coordinate</u></a>	<a href="#"><u>Game 5 – Rocket Down</u></a>  <a href="#"><u>Game 6: Transformation Workshop</u></a>

IXL Online Practice - I have a 30-day free trial and have set all middle school students up with a username and password. If you didn't receive the email from IXL with this information, please let me know and I will forward it to you for your child.

I have tagged the activities, right in IXL, that your child may wish to try. The headings listed below tell sections relate to the learning activities for the week.

Click this link to go to Grade 8 IXL online activities: [IXL Online Practice for Grade 8](#)

Coordinate Plane	Coordinate Plane	Three-dimensional figures	Pythagorean theorem	Linear functions
------------------	------------------	---------------------------	---------------------	------------------

A math book that you might like to check out:

[Mr M's Math Class: Special Read Aloud Edition: "The Number Devil": Chapter 2](#)

**May 25th to May 29th – Online Math and Tech Games (Grade 8)**

**Some Middle School Web Sites for Math, Tech and/or Science**

[www.everfi.net](http://www.everfi.net)

[Sumdog \(I only have passwords for grade 6\)](#)

[Hour of Code](#)

<https://www.typing.com/>

Check out the [Code.org](#) resources for students at home

And take a weekly [Code Break](#) every Wednesday with special guests!

**Sources for offline and online learning:**

Tic Tac Toe games borrowed from <http://web1.nbed.nb.ca/sites/ASD->

[W/fms/Teachers/Documents/FMS%20Learning%20Opportunities%20Grade%208%20May%202011-15,%202020.pdf](http://web1.nbed.nb.ca/sites/ASD-W/fms/Teachers/Documents/FMS%20Learning%20Opportunities%20Grade%208%20May%202011-15,%202020.pdf)

## Grade 8 Social Studies

If you have any questions about the Social Studies activities, please contact-

Melissa Richardson  
[melissa.richardson2@nbed.nb.ca](mailto:melissa.richardson2@nbed.nb.ca)

If you would like to submit your completed products for feedback, you can email the doc or pic to the above email address.

Feel free to upload them to Microsoft Groups, under assignments, as well. A Social Studies 8 – 8F group has been activated for those who are interested.

## Dawson City, Yukon

Research how the Klondike Gold Rush affected Dawson City, YK and what it's like today by:

watching the following videos:

- ↪ <https://www.youtube.com/watch?v=aWYf5MuPGPA>
- ↪ <https://www.youtube.com/watch?v=c8A2SNASdwY>
- ↪ <https://www.youtube.com/watch?v=e0cCgNWor7c>
- ↪ <https://www.youtube.com/watch?v=WX2f5zj8UEA>
- ↪ <https://dawsoncity.ca/discover-dawson/klondike-national-historic-sites/>
- ↪ <https://www.pbs.org/video/klondike-gold-rush-palace-grand-theatre/?continuousplayautoplay=true>



visiting these websites:

- ↪ <https://travelforkids.com/Funtodo/Yukon/dawson-city.htm>
- ↪ [https://kids.kiddle.co/Dawson\\_City,\\_Yukon](https://kids.kiddle.co/Dawson_City,_Yukon)
- ↪ <https://www.yukoninfo.com/dawson-city-yukon/>

and/or reading the information provided below

### Product: Create a Postcard

Imagine you got the opportunity to vacation in Dawson City and you were writing home to tell your friends/family about your trip. Make sure to add an image for the front of the postcard (photo or map) from the internet or draw one of own.

*Send a postcard to a friend or family member, telling them all about your "trip" to Bonanza Creek, Dawson City, YK - one of Canada's Historic Places.*

*Message:*

*Dear \_\_\_\_\_,*

---

---

---

---

---

---

---

---

*from \_\_\_\_\_*

*Stamp*

*Name and Address:*

---

---

---

---

# THE KLONDIKE GOLD RUSH

## PART 2

After word got out of the discovery of gold at Bonanza Creek in the Klondike, about a hundred thousand people headed to the Yukon. The economy worldwide was not doing well (this is known as a "recession") and the lure of easy wealth was hard to resist. Four out of five of the people, mostly men, who arrived in Canada's northwest were American. Many left the western coastal cities of North America and began a long and difficult journey in their quest for gold. Others came by railway from the eastern part of the continent and some made the journey from Europe.

Once the prospectors travelled past Victoria and Vancouver, there were few settlements of any size along the Pacific coast. From those small coastal towns they journeyed inland to reach the Klondike. The land was barren and travel was not easy and once summer was over, there was the added challenge of harsh weather. Yukon is mountainous and there was the difficulty of climbing through mountain passes carrying large knapsacks or pulling sleds piled with supplies. The men had to bring enough provisions to feed and shelter themselves. If they did not bring these items they were not allowed into the Klondike prospecting area.

Many of the men turned back and went home when they reached Bonanza Creek and realized the best areas had already been claimed by others. Those who managed to get there early often became rich – instant millionaires, if they were lucky enough to find large nuggets of gold.

With the gold rush came the growth of Dawson City. There were many people who became wealthy by establishing businesses to sell items to the prospectors. There were also drinking and gambling establishments but these were soon "cleaned up" by a recently formed police force. At that time it was known as the North West Mounted Police, and the force eventually became part of the RCMP (the Royal Canadian Mounted Police). The American area of prospecting in Alaska was plagued with crime and violence but Dawson City was usually quiet and well ordered.

The Klondike Gold Rush lasted only a short time but created a lot of excitement in North America and beyond. Books and poems were written, and newspapers "back home" covered it heavily. The most lasting result was the establishment of Yukon territory in 1899.



*This photo shows a group of North West Mounted Police in Dawson City, Yukon in 1900. They were responsible for keeping law and order in the new territory.*

## Science

If you have any questions about the Science activities, please contact -

Angela Taylor  
[angela.taylor@nbed.nb.ca](mailto:angela.taylor@nbed.nb.ca)

## Science Tic-Tac-Toe Choice Board

Please choose at least 3 of the following assignments. The options are open-ended to allow lots of choice and let your ideas flow.

Compile a list of 20 inspirational quotes from famous scientists. Remember to cite who the quote is from. Choose 3 and state why they are inspirational to you.	Read a non-fiction book, text or online article, etc. Make a list of 10 important facts that you learned or found interesting.	Create a Word Cloud on paper or using an online website such as Wordle, Tagxedo, Wordsift, Tagul, or another site of your choice. The topic is a scientific unit you have studied in the past.
Create a "FakeBook" page for a Scientist (Bill Nye) and include as much true information as you can. You can use this website <a href="https://www.classtools.net/FB/home-page">https://www.classtools.net/FB/home-page</a> or do a paper copy.	Make a movie trailer using PowerPoint, iMovie, etc to introduce one of "Bill Nye the Science Guy's" informational videos for class.	Create a timeline of events (and inventions) in the life of a famous scientist such as Albert Einstein, Marie Curie, Stephen Hawking, Nikola Tesla, etc.
Compile a "Top 10" poster of inventions. Are they the most useful? The smallest? The most expensive? The most energy efficient? The ones most used by teenagers?	Design a game (board game, card game, school yard, etc). Include a list of rules and directions for playing the game. The topic must be related to the field of Science.	Write a news article about a new top-secret invention that will help students complete their homework in 5 minutes. Include details about the inventor, cost of the invention and date of sales.

## Physical Education

Grant Robinson  
[Grant.Robinson@nbed.nb.ca](mailto:Grant.Robinson@nbed.nb.ca)

Phys. Ed. activities for middle school students will be posted by Mr. Robinson weekly. You can find these under "Class Announcements > Phys Ed 6-8" on the school website.