



Centreville Community School



Follow us on Twitter at @CentrevilleSch for additional activities.

Grade 6 HOME LEARNING PLAN - June 1st to 5th

| | |
|----------------------|--|
| Grade: | 6 |
| TEACHERS | Grant Robinson, Iris Hitchcock, Kim Foster, Angela Taylor and Melissa Richardson |
| Chris Sparrow | Principal : Christopher.Sparrow@nbed.nb.ca |
| Kori Springer | Resource: Kori.Springer@nbed.nb.ca |
| David Mahar | Guidance: David.Mahar@nbed.nb.ca |
| School | CentrevilleCommunity@nbed.nb.ca |

In accordance with the communication sent from our Minister of Education, Dominic Carty, on April 2, 2020 Home learning opportunities to support literacy, numeracy, science and social studies outcomes will be made available online weekly by Middle School Teachers.

Families are encouraged to:

- Support their children to complete the options below for an average of **two hour per day**.
- Read aloud with their children daily; and
- Consider daily physical activity and free play as an important part of their child's mental health and skill development.

| Subjects | Description of Learning Activities |
|---|--|
| <p>Literacy</p> <p>If you want to "pass in" your weekly writing piece to the group "English Language Arts 6-6R" in Microsoft Groups, under assignments, there are the weekly descriptions. I will provide feedback of what you're doing well and what you need to keep working on.</p> | <p>WRITING - Keeping a daily journal is a great way to get your thoughts down on paper about what you've been doing during the day, you can make up a story about whatever you want to write about or do an informational report about something you're interested in. It can be on paper or on the computer. Middle School students should be able to write at least $\frac{3}{4}$ to 1 page for each journal entry.</p> <p>For this week's special Writing piece, choose one of the following and write at least a page, with lots of details, description and million-dollar words. Do your very best work!!!</p> <ol style="list-style-type: none"> 1) How do you think people coped with the heat before air conditioning and electric fans were invented? 2) Next year you'll be in a different class with a new teacher. Write a letter to your next year's teacher, telling him or her the most important things that you learned this year. <p><u>For everything you write:</u> please remember to use periods/punctuation, capital letters where they are needed and check your spelling of words you're supposed to know. I put a picture of the Writing Traits that are up on my bulletin board for Grades 6 and 7. Grade 8's can use the Grade 7 ones. They're pretty much the same for all Middle School students. <u>Please make sure you are using the Writing Traits list and check your work over to make sure you're doing the best you can do.</u></p> |

You can also email your work to me at: iris.hitchcock@nbed.nb.ca

Your Reading Response assignment is in there too, if you want to send it to me.

READING – You should be reading at least 30 minutes each day. This could be any of the following: books, magazines, newspapers (yes, they still make paper ones but you could read online news too), online blogs, articles, e-books (borrow some from the public library). You could read to younger siblings too. Once a week, I would like you to write a response to something you have read. You could tell something about the characters, setting, what is happening in the story, any interesting words you find, your favorite/least favorite part or predict what will happen in the next part of the book. If you are reading non-fiction (informational) material, tell 4 things you learned that you didn't know before or something you already know that wasn't in the article.

Weekly Word Challenge: Find as many words as you can using the following letters. Remember: you can only use the letters as many times as they are in this word. For example, there are 2 A's so you can use 2 A's. But there is only 1 T, so you can't use 2 T's in a word that you find.

VACATION

Grade 6 Social Studies

If you have any questions about the Social Studies activities, please contact-

Melissa Richardson
melissa.richardson2@nbed.nb.ca

If you would like to submit your completed products for feedback, you can email the doc or pic to the above email address.

Feel free to upload them to Microsoft Groups, under assignments,

Historical Sites of New Brunswick

Now that we are moving into Phase III (Yellow) of the Covid-19 Recovery Plan for NB, it would appear that some tourist locations, like museums and historical sites, might soon open to the public again. However, since our borders remain closed and travel restrictions are still in place, "staycations" may be our best (and only) option this summer. This is our chance to explore New Brunswick, as there are lots of interesting, historical places to visit that are right in our backyard. <https://nbalways.ca/>

Next on our list is the Salmon Fish Ladder in St. George. Please research the Salmon Fish Ladder by visiting the following websites:

- https://www.waymarking.com/waymarks/WMPA69_Salmon_Fish_Ladder_St_George_NB
- <https://www.historicplaces.ca/en/rep-reg/place-lieu.aspx?id=8973>
- <https://www.youtube.com/watch?v=LUA34IPV7hA>
- <http://new-brunswick.net/new-brunswick/stgeorge/>



Product: Now that you have learned more about The Salmon Fish Ladder, please refer to the worksheet below and answer the accompanying questions.



as well. A Social Studies 6 - 6R group has been activated for those who are interested.

Historic Places of Canada

Salmon Fish Ladder, St George, NB



In what part of NB is St George located?

List two facts you learned about the Salmon Fish Ladder:

Why do you think this site was chosen as one of Canada's Historic Places?

What time period does the Salmon Fish Ladder represent? Include the exact date it was created, if known.

Is the Salmon Fish Ladder open to tourists to visit? If so, how many people visit it each year?



Is there any additional info the would be beneficial to know before planning a trip? (i.e., hours of operation, where to park, etc.)

June 1st to June 5th – Offline Math Choice Boards (Grade 6)

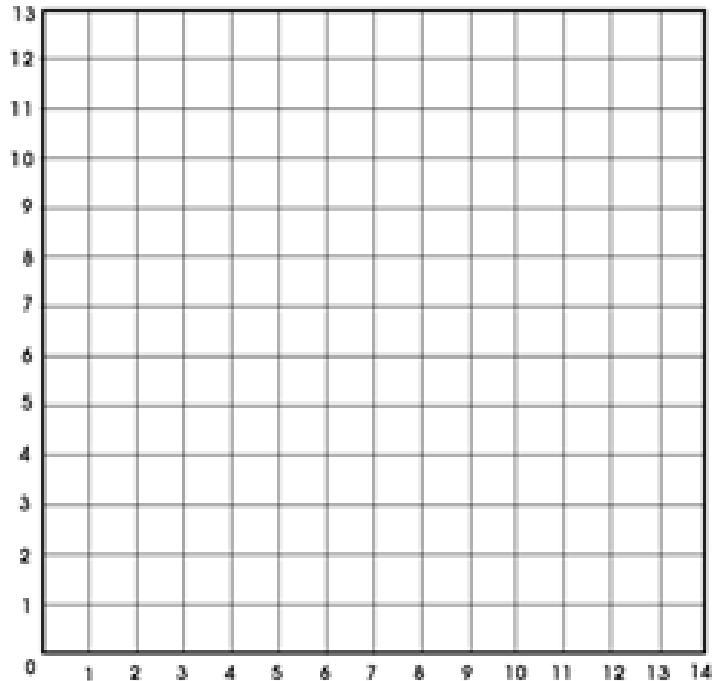
Math facts

Daily Practice, 10 minutes

Make cue cards with multiplications from 1×1 to 12×12 on the front of the cards. On the back of the cards, write the answers. Use these to practice multiplication skills! (For a challenge, you can time yourself and see how many you can get right in a certain amount of time and set a goal to see your improvement!)

Play Battleship

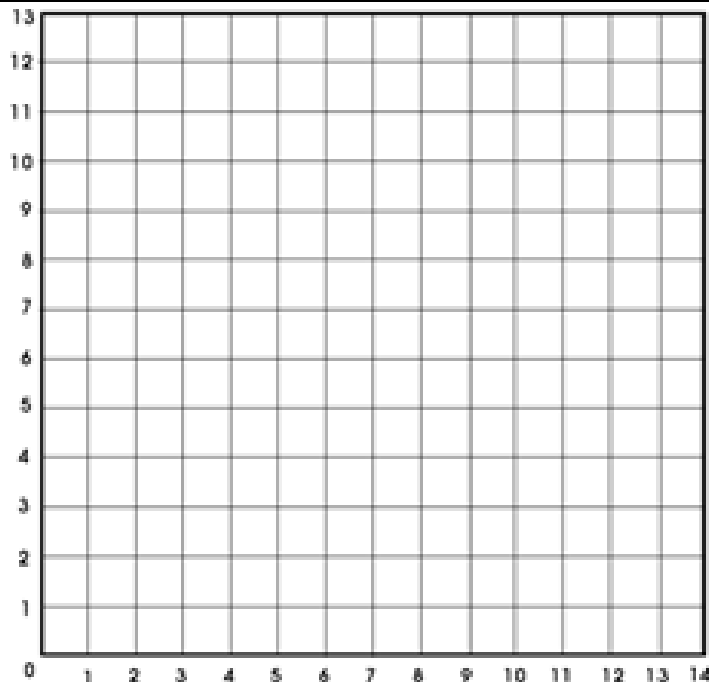
BATTLESHIP!



My Ships

- 1 ship that is 5 squares long.
- 1 ship that is 4 squares long.
- 2 ships that are 3 squares long.
- 1 ship that is 2 squares long.

Plot your ship here. Then, try and find all of your opponent's ships by naming ordered pairs. If the opponent hits one of your ships, you must say, "HIT." If the ordered pair your partner calls has no ships, then say, "MISS." Once a whole ship has been hit the student losing their ship must say, "Sunk" At the end of the game the students should compare their answer sheets to see if there were any mistakes.



My Opponent's ships

Keep a record of the coordinates you try as you attempt to locate your partner's battleships.

June 1st to June 5th – Online Math Choice Boards (Grade 6)

| Monday | Tuesday | Wednesday | Thursday | Friday |
|--|---|--|---|---|
| <u>Game 1: Stock the Shelves</u> | <u>Game 2: Quadrant Commander Coordinate Grid</u> | <u>Game 3: Locate the Aliens</u> | <u>Game 4: Hit the Coordinate</u> | <u>Game 5 – Rocket Down</u> <u>Game 6: Transformation Workshop</u> |

IXL Online Practice - I have a 30-day free trial and have set all middle school students up with a username and password. If you didn't receive the email from IXL with this information, please let me know and I will forward it to you for your child.

I have tagged the activities, right in IXL, that your child may wish to try. The headings listed below tell sections relate to the learning activities for the week.

Click this link to go to Grade 6 IXL online activities: [IXL Online Practice for Grade 6](#)

| | | | | |
|----------|----------------|----------------------|----------|----------------------------|
| Integers | Multiplication | Units of measurement | Division | Expressions and properties |
|----------|----------------|----------------------|----------|----------------------------|

A math book that you might like to check out:

[Mr M's Math Class: Special Read Aloud Edition: "The Number Devil": Chapter 3](#)

[Mr M's Math Class: Special Read Aloud Edition: "The Number Devil": Chapter 4](#)

June 1st to June 5th – Online Math and Tech Games (Grade 6)

Some Middle School Web Sites for Math, Tech and/or Science

www.everfi.net

[Sumdog \(I only have passwords for grade 6\)](#)

[Hour of Code](#)

<https://www.typing.com/>

**Check out the [Code.org](#) resources for students at home
And take a weekly [Code Break](#) every Wednesday with special guests!**

Sources for offline and online learning:

Tic Tac Toe games borrowed from <http://web1.nbed.nb.ca/sites/ASD->

<http://web1.nbed.nb.ca/sites/ASD-/fms/Teachers/Documents/FMS%20Learning%20Opportunities%20Grade%208%20May%2011-15,%202020.pdf>

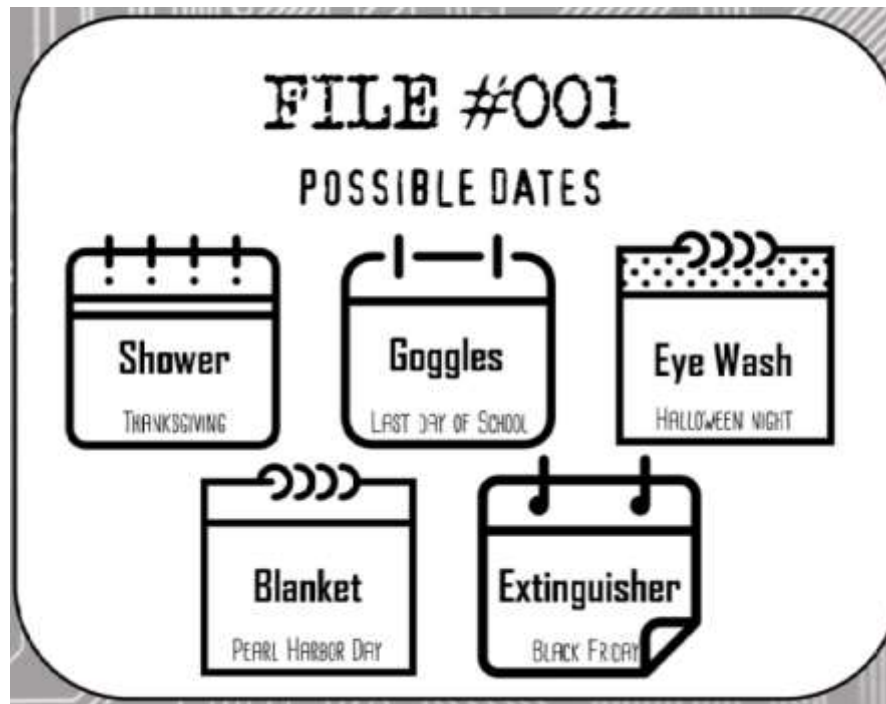
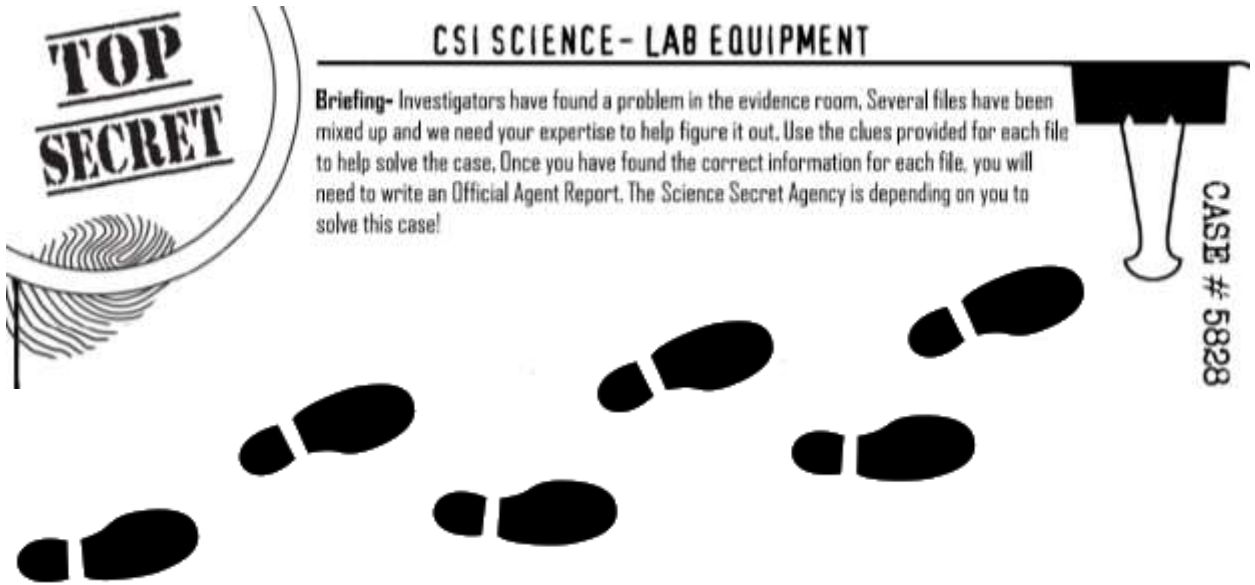
Science

If you have any questions about the Science activities, please contact -

Angela Taylor
angela.taylor@nbed.nb.ca

Your challenge this week is to put on your super spy caps and use your knowledge of laboratory equipment to solve this Lab Equipment CSI Science Mystery! This assignment has 5 stations and contains 20 clues about various safety and laboratory tools. After you eliminate choices, you will be left with the information of the crime and write a Secret Agent Report.

Instructions:



| |
|---|
| FILE #001 DATE CLUE 1 Eliminate the safety equipment used to put out chemical and electrical fires. |
| FILE #001 DATE CLUE 2 Eliminate the safety equipment used if chemicals are spilled directly onto skin. |
| FILE #001 DATE CLUE 3 Eliminate the protective equipment that protects your eyes from splashing chemicals. |
| FILE #001 DATE CLUE 4 Eliminate the safety equipment used to smother small fires on surfaces. |

FILE #002

LOCATION CLUE 1

Eliminate the equipment that is like a miniature electric stove.

FILE #002

LOCATION CLUE 2

Eliminate the containers used to hold liquids with a spout for pouring.

FILE #002

LOCATION CLUE 3

Eliminate the clear containers that most commonly are used to culture bacteria.

FILE #002

LOCATION CLUE 4

Eliminate the tool used to suction liquids in and out of the device.

FILE #002
POSSIBLE LOCATIONS

FILE #003
POSSIBLE CRIMES

FILE #003

CRIME CLUE 1

Eliminate the equipment that produces heat with an open flame.

FILE #003

CRIME CLUE 2

Eliminate the container for holding liquids that has an opening that is narrower than its base.

FILE #003

CRIME CLUE 3

Eliminate the cylinders of glass closed at one end used to hold small amounts of liquids.

FILE #003

CRIME CLUE 4

Eliminate the tool used to make sure that a liquid goes into a container when you pour it.

FILE #004

SUSPECT CLUE 1

Eliminate the tool used to dissect and cut a specimen.

FILE #004

SUSPECT CLUE 2

Eliminate the tool used to pick up small objects.

FILE #004

SUSPECT CLUE 3

Eliminate the tool used to prevent a gas or liquid from escaping its container during a scientific experiment.

FILE #004

SUSPECT CLUE 4

Eliminate the instrument that is used to enlarge the features of an object.

FILE #004
POSSIBLE SUSPECTS

Cooper Owens
Heidi Hicks
Big Cheese
Tristan Wells
Arielle Boyd

FILE #005
POSSIBLE EVIDENCE

Physical Evidence
Thermometer
Metric Ruler
Eye Witness
Fingerprints
Triple Beam Balance
Side Prints
Graduated cylinder
Video Footage
Spring Scale

FILE #005

EVIDENCE CLUE 1

Eliminate a tool used to measure length and distance.

FILE #005

EVIDENCE CLUE 2

Eliminate the tool used to measure the volume of a liquid.

FILE #005

EVIDENCE CLUE 3

Eliminate the tool used to measure the mass of an object.


FILE #005

EVIDENCE CLUE 4

Eliminate the tool used to measure temperature.

OFFICIAL AGENT REPORT

CASE # 5828



Agent Name _____

Today's date _____

CSI SCIENCE- LAB EQUIPMENT

On _____ at _____ the
Date of crime Location of crime

crime of _____ was committed by the
Crime

suspect known as _____ . Evidence at the
Suspect name

crime scene included _____ which was
Evidence

enough to make an arrest and solve the case.

**CASE
CLOSED**



Use the link <https://bit.ly/2K2d4Rz> to enter your report into the Science Secret Agency Electronic Database. Enter the closed case verification code below.



Copyright © 2018 EzPz-Science. All Rights Reserved.

2

**Physical
Education**
Grant Robinson
Grant.Robinson@nbed.nb.ca

Phys. Ed. activities for middle school students will be posted by Mr. Robinson weekly. You can find these under "Class Announcements > Phys Ed 6-8" on the school website.