



Centreville Community School



Follow us on Twitter at @CentrevilleSch for additional activities.



School Website <http://web1.nbed.nb.ca/sites/ASD-W/ccs/Pages/default.aspx>

Grade 2 HOME LEARNING PLAN June 8-12

| | |
|---------------|--|
| Grade: | Grade 2 |
| TEACHER | Email/contact Angela.Graham-Debertin@nbed.nb.ca Twitter : @mrsdebertin |
| Chris Sparrow | Principal : Christopher.Sparrow@nbed.nb.ca |
| Kori Springer | Resource: Kori.Springer@nbed.nb.ca |
| David Mahar | Guidance: David.Mahar@nbed.nb.ca |
| School | CentrevilleCommunity@nbed.nb.ca |

Families encouraged to:

- Support their children to complete the options below for an average of one hour per day.
- Read aloud with their children daily; and
- consider daily physical activity and free play as an important part of their child's mental health and skill development.

| Subjects | Description of Learning Activities |
|---|--|
| |  <p>Optional Video Call on June 10 at 11:00</p> <ul style="list-style-type: none"> We will have an end of year Gratitude Circle (I have been missing our daily ones). Be ready to share. 😊 <p>Report Card Pick-up – K-2 Wednesday, June 17 from 9am-2pm</p> <ul style="list-style-type: none"> Please return any classroom books that may still be at home. Missing several LLI kit intervention canvas bags and books A few students still have belongings in bags here at school. They will be on table with report card pick up. |
| <p>Maker Project</p>  | <p><u>Maker - Play based project for week</u></p> <p>End of Year video from Mrs. Debertin “Gratitude Circle” https://www.youtube.com/watch?v=wh3rW8QZYss</p> <p>Make slime!! Slime is a Non-Newtonian Fluid –</p> |




Typically, liquids take on the shape of the container they are poured into. We call these 'normal liquids' Newtonian fluids. But some fluids don't follow this rule. We call these 'strange liquids' non-Newtonian fluids. It can be a solid or liquid depending on the force that is applied.
MythBusters Video About Slime

<https://www.youtube.com/watch?v=5GWhOLorDtw>

Go on the Field Trip below to learn more and then check out the Math section for a couple of recipes to make slime.

Send me a pic of your slime if you like. (email or on Twitter)

Literacy



Reading

'I Wish You More by Amy Krouse Rosenthal
https://www.youtube.com/watch?v=Y_U31UZQiE0

I really do wish all of you all the best and why I chose this book for this week.

- What do you wish for?
- Sketch and write your own page inspired by this book.

Continue to read for fun this week and all summer. This nice weather is perfect for reading outside.



Field Trip

The end of the year always means a field trip...let's go on a field trip to the International Space Station and explore slime with the astronauts!

Let's go on a
FIELD TRIP!



<https://www.weareteachers.com/slime-space-virtual-field-trip/>

- Make your own slime
 Two recipes are below in Math section or look up your own. Lots of recipes.

- See below in the Math section as this will take some math skills and measuring. 😊
- Be a scientist! Design and try some experiments of your own.

How Well Do You Know Our Class?

See if you can fill in a classmates' name in each box and see how many you can fill in yourself.



End of the year Bingo!

Name: _____

| | | | | |
|---|--|---|--|---|
| READ MORE THAN 4 BOOKS THIS YEAR Who: _____ | HAS VACATION PLANS IN A DIFFERENT STATE Who: _____ | HAS A NAME WITH 5 LETTERS IN IT Who: _____ | HAS PLANS TO GO CAMPING Who: _____ | MADE 2 NEW FRIENDS THIS YEAR Who: _____ |
| CAN NAME 5 CLASS MATES WITH THEIR EYES CLOSED Who: _____ | CAN SPELL THE PRINCIPALS NAME Who: _____ | HAS A BIRTHDAY DURING SUMMER Who: _____ | PLAYS A SPORT DURING SUMMER Who: _____ | NEVER MISSED A DAY OF SCHOOL ALL YEAR Who: _____ |
| FAVORITE SUBJECT IS MATH Who: _____ | TURNED IN EVERY HOMEWORK ON TIME Who: _____ | FREE SPACE! | CAN NAME 5 TEACHERS Who: _____ | GOT A NEW PET THIS YEAR Who: _____ |
| HAS SUMMER PLANS TO VISIT RELATIVES Who: _____ | WENT TO A WEDDING THIS YEAR Who: _____ | HAS MORE THAN 2 SIBLINGS Who: _____ | LIKES PENS BETTER THAN PENCILS Who: _____ | FAVORITE SUBJECT IS SCIENCE Who: _____ |
| IS NOT AFRAID TO JUMP OFF A DIVING BOARD Who: _____ | THOUGHT THIS WAS THEIR FAVORITE YEAR OF SCHOOL Who: _____ | HAS THE SAME FAVORITE ICE CREAM FLAVOR AS YOU Who: _____ | HAD A BIRTHDAY ON A SCHOOL DAY Who: _____ | FAVORITE SEASON IS SUMMER Who: _____ |

From 3 to 3


Choose one of your favorite Grade 2 rhymes, stories or riddles and create some art to represent it.



A new video with Mrs. Raymer is below

Here is the link to the rhymes we are reviewing this week – Mosquito One Mosquito Two (k and G1 version), Dickory Dean, I Saw A Snake Go by Today, Maytime Magic, Pebbles. I did a retell of The Woman Who Flummoxed the Fairies. The oral story is The Horse and the Dog and riddle #8.

https://drive.google.com/file/d/1GXsBpR0n7koqRDi0uhWaXBaH0hZL_UBW/view?usp=sharing



The Story of Lightning and Thunder

<https://drive.google.com/file/d/1snWHyh6i2RaTniffCOKsdDgTzc51e-s4/view?usp=sharing>



Writing Prompt

Grade 2 Time Capsule

Remember the first day of school in September when you created your Grade 2 Time Capsule? Now is the time to check in and complete it for the end of Grade 2! Your envelope with the one from September will come home with your report card.

- Complete the Time Capsule for end of June.
- Write on a sheet of paper if you need to.
- Take a current picture.
- When you receive your beginning of Grade 2 Time Capsule, open it and compare.
- Prepare for the giggles! It is one of my favourite times of the year to see your faces when you look at all the changes. 😊

Time Capsule Questions

NAME: _____ DATE: _____

MY FAVORITE...

COLOR: _____

FOOD: _____

BOOK: _____

MOVIE: _____

TOY: _____

WHEN I GROW UP I WANT TO BE...

THE BEST THING ABOUT THIS YEAR..

WEIGHT: _____ HEIGHT: _____

SHOE SIZE: _____ CLOTHING SIZE: _____

NEXT YEAR I WANT TO...



Numeracy

Math Read Aloud

Get out your measuring tools and a bowl and start Math class!

- Make your slime. 😊
- You can make half of the first recipe. Get an adult to help you. The ratio is just 1:1.
- I usually add a bit less water with the first recipe.
- If your slime is not thick enough, just add more corn starch.

Slime Recipe



Oobleck Recipe



1. 1 cup of cornstarch in bowl.
2. Put in food coloring (green preferred)
3. Put in one cup of water to make thick.
4. Mix ingredients together in bowl.
5. Pour in sandwich bags for students!

Materials:

- 1 part water
- 1 part glue
- 1 part liquid starch
- 1 drop of food coloring
- Cup
- Popsicle stick



Steps:

1. Mix water and glue in cup. Mix it really well.
2. Add 1 drop of food coloring Mix.
3. Add liquid starch. Mix.
4. Have fun!

Games

Go on a Math Scavenger Hunt looking for shapes. This can be inside or outside.

SHAPES SCAVENGER HUNT

primary and second

- Find something that turns that is a circle.
- Find something in the kitchen that is a square.
- Find 4 things that are rectangles.
- Find something in the shape of a heart.
- Find something in your room that is a rectangle.
- Find something that is a cylinder in the kitchen.
- Find something that is the shape of a triangle.
- Find something shaped like a cube.
- Find 3 things that are circles.



3D SHAPES SCAVENGER HUNT

- Find a cube that is used to play a game.
- Name a rectangular prism that a fish lives in.
- Find a sphere you can bounce.
- Name a cone you can wear on your head.
- Find a cylinder in your kitchen.
- Name a cone that you eat ice cream in.
- Find something that holds what you blow your nose with that is a rectangular prism.
- Name a colorful game that is a cube.
- Find something in a cylinder you can drink.
- Name a piece of candy that is a sphere.
- Find a cube that is cardboard.
- Name a birthday treat that is a triangular prism.



Physical Activity

Dance Party!!

Let's Celebrate Grade 2! Here is our get up and go song!




Pharell Williams – “Happy”

https://www.youtube.com/watch?v=ZbZSe6N_BXs

Other areas of interest/learning experiences

Art



Grab a blanket and go outside to gaze at the clouds.

- What shapes do you see?
- Do you see an animal or an object?
- Sketch what you see. Add color using paint, crayons, or coloured pencils.
- Maybe you want to make a 3D model of the sky using art materials you have at home.
- Send me pics of your ideas. I love to see them!
- Extend your learning by researching the animal you see.



Hope you have fun learning this week. Have an absolutely wonderful summer and my door is always open for a visit in the fall. Remember all the visiting authors we had this year? Next school year, you can be one. See you in the fall...we hope!
Mrs. Debertin