






RAH RAH Reading Comprehension

We have been learning and practicing the strategies of great readers—the CAFÉ strategies. CAFÉ is an acronym that stands for:

Comprehension—understanding what we read
Accuracy—reading the words correctly
Fluency—reading smoothly and with expression in our voice
Expand Vocabulary—tuning into new words (“Million Dollar” words) and thinking about what they mean

Now we are ready to put all the strategies we have learned to use in order to correctly answer comprehension questions. We have started practicing at school and now want to include you.

In class, we have learned to use **three different strategies** in order to help us answer multiple choice reading comprehension questions.

| | | |
|---|---|---|
| <p>1. Use your binoculars!</p>  <p>Students look in the story to see if they can find the answer and point to it.</p> <p>The answer is “right there”</p>  <p>They can use a highlighter to highlight the answer in the story.</p>  | <p>2. Say “NO WAY!”</p>  <p>Students look to see if there are any answers that just don't make sense.</p> <p>They eliminate these, which helps to narrow down what is the <i>best</i> answer.</p> | <p>3. Turn on your light bulb!</p>  <p>Students answer these questions by using the clues in the story and their brain to think about what the <i>best</i> answer is.</p> <p>The answer is “not right there” in the story.</p> |
|---|---|---|

Please find enclosed a reading comprehension activity at a grade 2 reading level.

First - Have your child **read** the **title** and **story** and **answer** the **questions** by **themselves**.
Then - Have them **reread** the story **aloud** to you working on reading strategies and fluency.
After - **Check** the answers your child has circled asking your child **why** they circled the answers they did and have them make any corrections.