










Humanities Learning Menu

Instructions: This week's theme is ART! Choose activities from the menu below to complete over the course of the week. You are encouraged to complete at least 1 activity per day, or any number of activities that would bring you to 1 hour of learning. In addition to these activities, you're encouraged to complete choice reading for at least 30 min, as well as maintain a journal (see bottom of page for journal prompts). **Aim for 5 hours of humanities work each week.**

***French immersion students are encouraged to complete at least 50% of their chosen activities in French.**

<p>Read the article below and use it as inspiration to create your own stencil art. You can use this link to learn how to make your own stencils.</p> <p>One Good Thing: Banksy</p> 	<p>Read the article about the ceiling of the Sistine Chapel here. Then, take a virtual tour of the entire room here.</p> <p><i>Tu peux faire la tournée virtuelle en français en changeant la langue dans le coin de droite.</i></p> <p>Now, use the form below for responding to what you saw.</p> <p>English Form Formulaire en français</p> 	<p>Watch this instructional video on how to draw cartoons by illustrator and speaker Graham Shaw:</p> <p>Why people believe they can't draw - and how to prove they can Graham Shaw TEDxHull</p> <p>Using a pencil and paper, follow the speaker's instructions and listen to his personal story at the end. When you've finished the video, consider these questions: 1. Do you think this speaker was right in saying that everyone can draw? 2. Why do you think that?</p> 
<p>Find a picture or painting, and using words only, describe it in detail to a sibling or parent. Do not let them see the picture. Have your partner draw or paint based on your description. When you're done, compare the original picture to the one your sibling or parent created to see how different they look despite fitting the exact same description!</p> <p><i>Complète cette activité avec un membre de ta famille ou un ami qui comprend le français.</i></p> 	<p>Design a comic book/anime/video game character. Write a backstory and then draw or paint the character.</p> <p><i>Fais ton travail en français! Visionne ces vidéos pour de l'inspiration.</i></p> 	<p>Go to https://www.currents4kids.com/ or https://www.infos-jeunes.com/ and sign up for a free trial (choose the homeschool option). Choose a news article related to art/culture, and then complete the corresponding reading comprehension activities on-line. Once you're done, Respond to the Form below.</p> <p>English: Art Literacy - Current 4 Kids</p> <p>Français : Littératie artistique - Infos-Jeunes</p> 
<p>Create a model of a Fredericton Landmark and write a brief paragraph about its history. Be creative with your materials (clay, cardboard, wood, popsicle sticks, lego etc.). You can take a virtual tour of Fredericton's public art in French or English here</p> <p><i>Écris ton paragraphe en français!</i></p> 	<p>Take a look at the first 4 pages of the GSMS handbook, then design a new logo and/or mascot for GSMS. Send your creation to your teacher along with an explanation about why your logo/mascot is the right choice for GSMS considering our values, mission and vision. Who knows, maybe your design will intrigue Mr. Plourde and the GSMS staff to make a change!</p> <p><i>Écris ton explication et communique en français avec ton enseignante!</i></p> 	<p>Check out the NB First Nations 2017 Art Exhibition Catalogue here. Browse through the works of art and choose one that caught your eye or speaks to you in some way. Scroll down to p. 20 and read about the artist who created the piece you chose, then download the art appreciation form below (after clicking on it, click on the down arrow in the top right corner) and fill it out.</p> <p>English Form Formulaire en français</p> 

🌸 Don't forget that Mother's Day is on May 10th. You can find lots of homemade gift ideas for Mom [here!](#) 🌸

❖ Vidéos en français sur le thème de la semaine :

- > [Bricoler](#)
- > [Multicolore](#)
- > [1 minute au musée - Vidéos](#)

❖ Writing prompts to help with your journaling this week:

English: [Tell this story](#)

Français: [Raconte cette histoire](#) [J'écris à partir d'une image](#)