



**Anglophone South School  
District (ASD-S)**  
***Multi-year infrastructure  
planning***

**Central Saint John  
Schools**

February 2018

**Hazen-White / St. Francis  
School**

# Policy 409:

## Section 6.4

### **Determining a school's sustainability**

**6.4.1** A sustainability study will be undertaken if a school falls below one of the triggers as defined in Section 3 or if the District Education Council (DEC) determines that a study is warranted.

## Section 3.0 Definitions:

- ▶ *Trigger refers to measurable and objective criteria consistently applied to all schools. When a school meets or falls below the established thresholds, a sustainability study must occur unless there is an exemption to this process.*

# Description of Triggers:

- ▶ The criteria to be used are:
- ▶ **Student enrolment trigger** - refers to a specific threshold based on the current enrolment in the school. For the purpose of this policy, the enrolment threshold is 100 students or less.
- ▶ **Percentage occupation trigger** - refers to the current student enrolment as compared to the school's physical capacity. For the purpose of this policy, the percentage occupation threshold is 30 percent or less.

# Section 6.4 - Determining a School's Sustainability

**6.4.4** *A DEC must consider the following criteria when studying a school's sustainability. This list does not preclude a DEC from considering other factors relevant to their local circumstances.*

- ▶ 1. Low/declining enrolments:
- ▶ 2. Health and Safety:
- ▶ 3. Quality of Education Programs and Services:
- ▶ 4. Transportation:
- ▶ 5. Finances:
- ▶ 6. Impact on the local community:
- ▶ 7. Impact on other schools:
- ▶ 8. Economic development:

# Section 6.5 - Public Consultation on School's Sustainability

**6.5.3** *The DEC will ensure that affected persons:*

- ▶ *are provided with information relevant to the proposal;*
- ▶ *have adequate time to consider the information provided; and,*
- ▶ *have adequate time and opportunity to make a presentation to the DEC (i.e. let their views be known either in writing or orally) and are heard impartially at an open DEC meeting.*

## 6.5 Public Consultation on School's Sustainability

**6.5.4** *There will be a minimum of three public DEC meetings on the possible closure - one meeting to inform the school community of the DEC's intention and the steps to be followed, a second meeting to provide the opportunity to make a presentation (in writing or orally) and a final meeting to provide the public with the results of the consultation, including an account of the factors considered, as per section 6.4 of this policy, and resulting recommendation being submitted to the Minister.*

## 6.6 Ministerial Approval of a School Closure

**6.6.1** *A DEC will inform the Minister in writing of a recommendation to close a school, following the public consultation process. The DEC must demonstrate how the requirements of this policy have been applied.*

**6.6.4** *The Minister shall normally respond to a recommendation to close a school within a period of time no less than 30 days and not exceeding 60 days.*



# Anglophone School District - South (ASD-S)

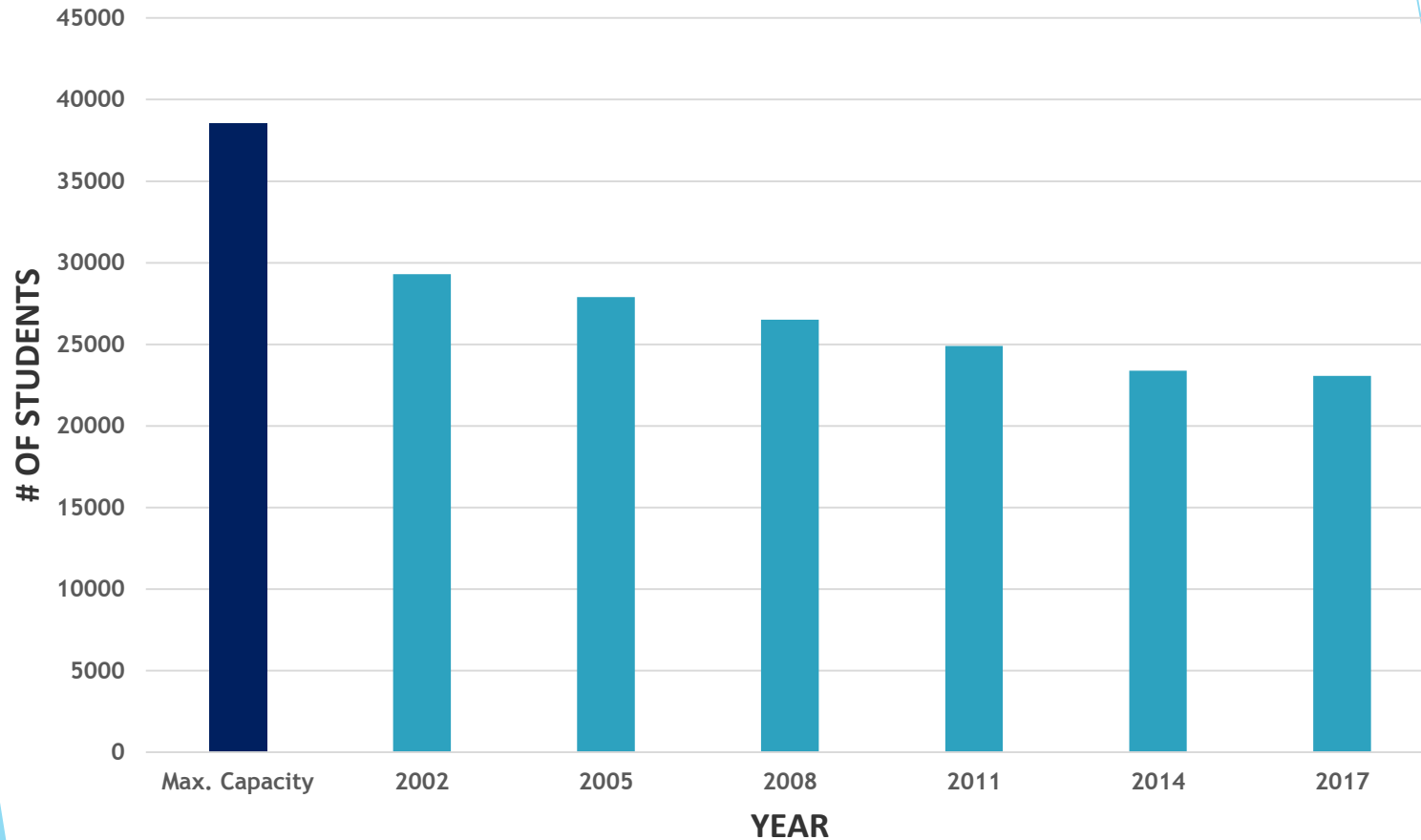
## Infrastructure Planning

### ➤ Quick Facts:

- ASD-S runs from Sussex Corner to Campobello Island
- **Three Education Centres:**
  - St. Stephen Ed. Centre (SSEC) – 15 schools
  - Saint John Ed. Centre (SJEC) – 30 schools
  - Hampton Ed. Centre (HEC) – 25 schools
- \$226 million budget, 3200 permanent employees
- Major challenges:
  - Fiscal reality – tighter budgets
  - Aging infrastructure 48–60 avg. yrs. of age depending on Centre
  - Declining enrolment

# Anglophone School District - South Historical Enrolment

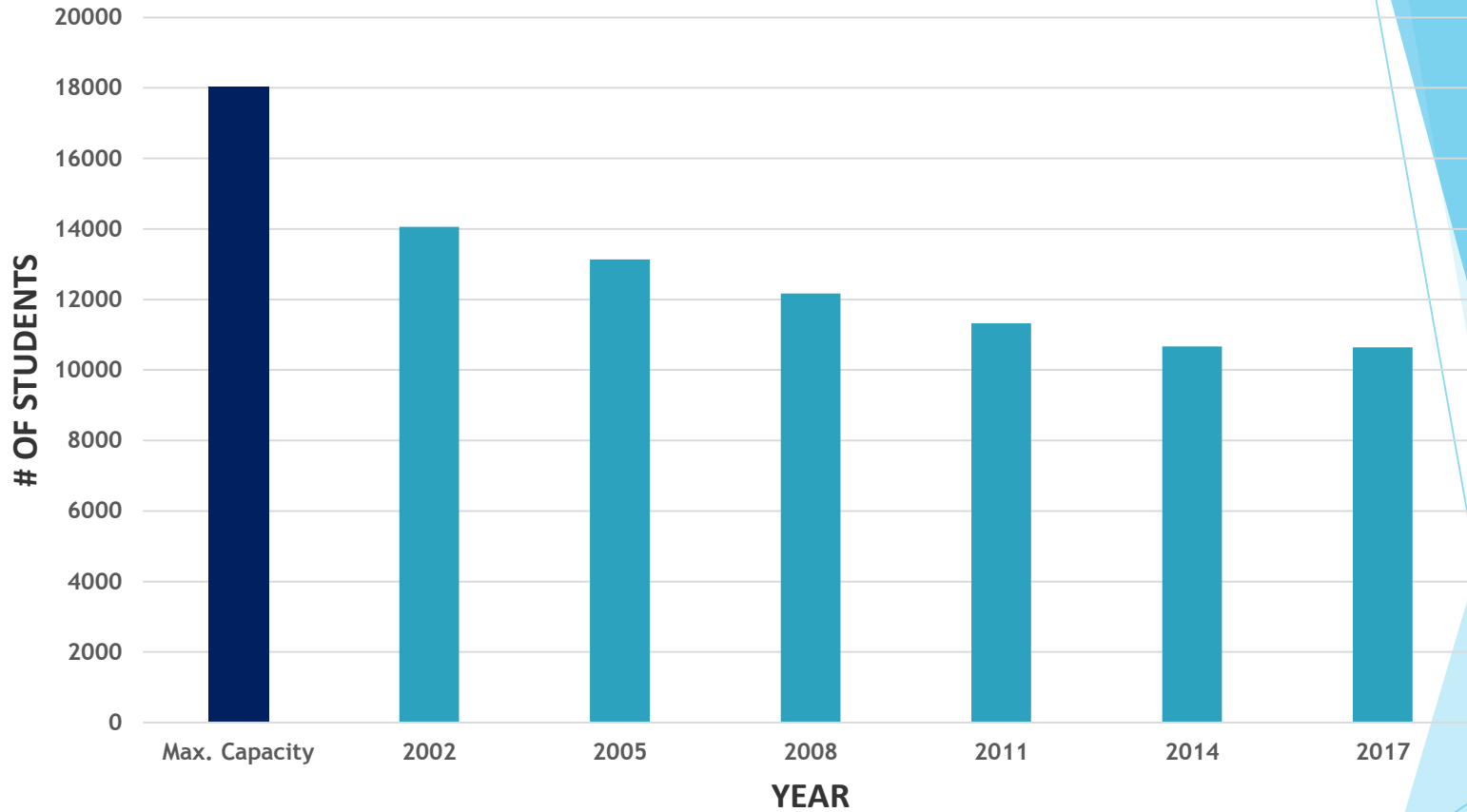
21% Enrolment Drop in 15 Years (6233 students)



Max. Capacity	2002	2005	2008	2011	2014	2017
38505	29303	27897	26511	24903	23384	23070

## Anglophone School District - South Historical Enrolment - SJEC

### 24% Enrolment Drop in 15 Years (3422 students)



Max. Capacity	2002	2005	2008	2011	2014	2017
18037	14063	13135	12166	11325	10672	10641

# Saint John City Centre Schools

## Infrastructure Planning

- After public consultation in 2016 -2017, the DEC requested a second review by Ernst & Young of Saint John City Centre Schools.
- DEC provided four potential scenarios for the review.
- Final report was to provide **options only** – no recommendations.
- The Dept. of Education and Early Childhood Development covered the cost of the report.
- The following schools are covered in the report:
  - Millidgeville North (3-8)
  - Centennial (K-5)
  - Hazen-White / St. Francis (K-8)
  - M. Gerald Teed Memorial (K-2)
  - St. John the Baptist / King Edward (K-8)
  - Prince Charles (K-8)
  - Princess Elizabeth (K-8)

# Central Saint John Schools

## ► Age of Buildings:

<b>School</b>	<b>Year Built</b>
Centennial (K-5)	1966
Hazen-White / St. Francis (K-8)	1961
M. Gerald Teed Memorial (K-2)	1963
Millidgeville North (3-8)	1967
Princess Elizabeth (K-8)	1949
Prince Charles (K-8)	1954
St. John Baptist / King Edward (K-8)	1948
<b>Average Age of Buildings</b>	<b>60 yrs.</b>

# Central Saint John Schools

## ► Maximum and Functional Capacity:

School	Max. Capacity	Functional Capacity
Centennial (K-5)	318	71.40%
Hazen-White / St. Francis (K-8)	432	47.90%
M. Gerald Teed Memorial (K-2)	294	56.80%
Millidgeville North (3-8)	918	49.30%
Princess Elizabeth (K-8)	547	91.00%
Prince Charles (K-8)	439	34.20%
St. John Baptist / King Edward (K-8)	453	51.90%
<b>TOTAL</b>	<b>3401</b>	<b>57.00%</b>

Note: Max. Capacity is each available classroom filled to max. number of students allowed, Functional Capacity is current enrolment divided by max. capacity, 85% is recommended value.

# Central Saint John Schools

## ► Historical Enrolment:

School	2017	2009	2000	Inc./ (Decr.) Over Last 17 Yrs.	Increase - Decrease %
Centennial (K-5)	227	268	347	(120)	-34.60%
Hazen-White / St. Francis (K-8)	207	148	211	(4)	-1.90%
M. Gerald Teed Memorial (K-2)	167	162	260	(93)	-35.80%
Millidgeville North (3-8)	453	395	708	(255)	-36.00%
Princess Elizabeth (K-8)	498	431	458	40	+8.70%
Prince Charles (K-8)	150	202	206	(56)	-27.20%
St. John Baptist / King Edward (K-8)	235	223	255	(20)	-7.80%
TOTAL	1937	1829	2445	(508)	-20.80%

## Ernst & Young Options Supported by DEC:

- 1) Build a new K-8 school (450 students) to replace St. John the Baptist / King Edward School and Prince Charles School.
- 2) Build a new K-5 school (450 students) to replace Centennial and Hazen-White / St. Francis School.
- 3) Princess Elizabeth School reconfigured to K-5.
- 4) Look at possible addition for M. Gerald Teed School to reconfigure to K-5. Depending on cost, new K-5 school may be an option.
- 5) Millidgeville North School reconfigured to 6-8.

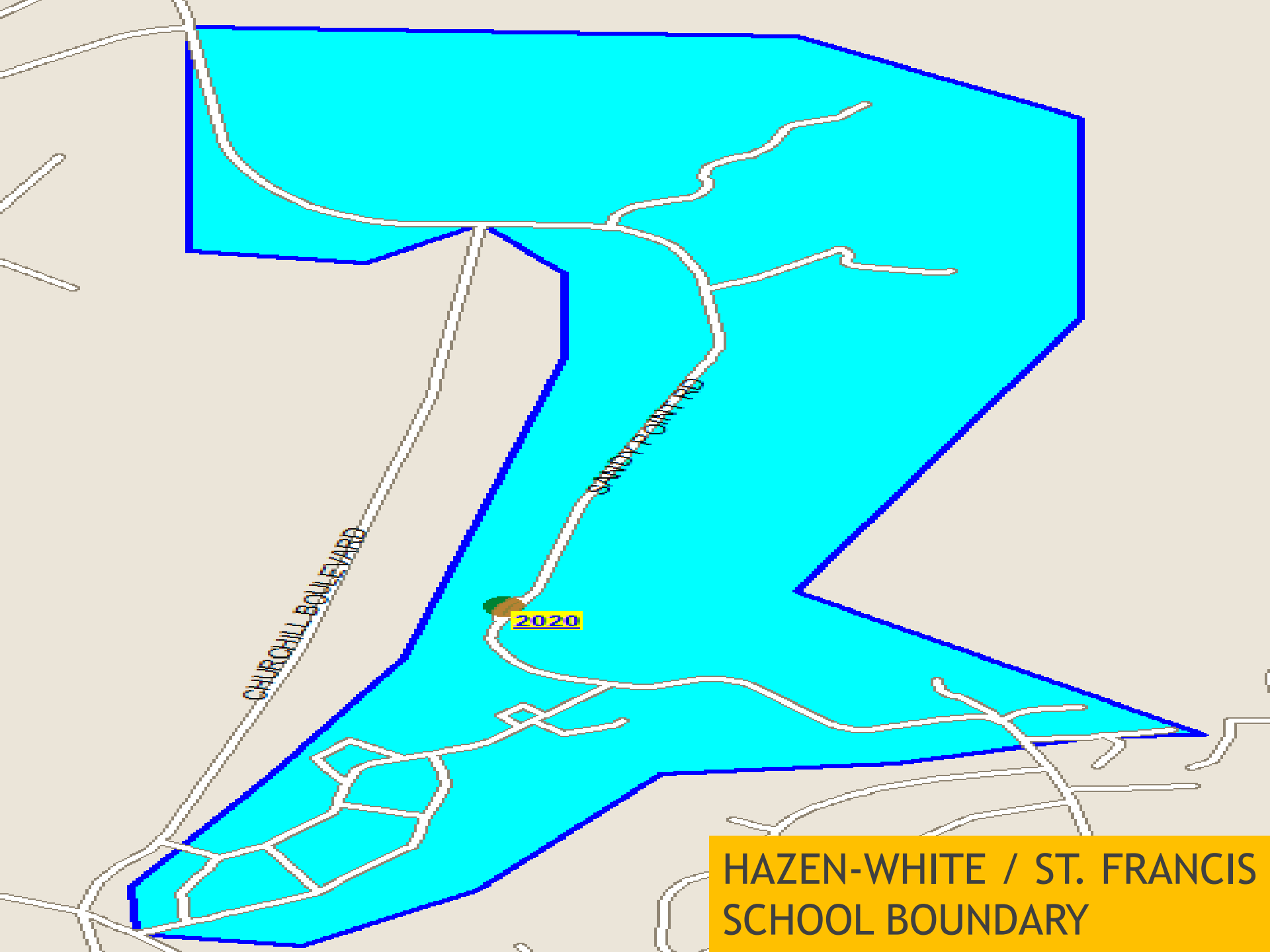


## Phase 2 Option Voted by DEC: New K-5 To Replace Centennial & Hazen-White / St. Francis

- Based on 2017-18 enrolment, Centennial has 227 K-5 students and Hazen-White / St. Francis has 165 K-5 students, for a total of 392 K-5.
- Forecast to 2026-27, shows projection of 402 K-5 students for both schools combined.
- Recommendation would be for a new K-5 school of 450 students.
- St. Francis side is leased from the Diocese, there are six years remaining on the lease.
- The two schools are around 2 kms apart and their boundaries border on each other.
- School boundaries would be combined for Centennial and Hazen-White / St. Francis.

# Hazen-White / St. Francis School Boundaries

- Churchill Boulevard divides the school boundary between Centennial and Hazen-White / St. Francis schools up to the intersection with Sandy Point Road.
- Students living along Sandy Point Road up to Jack Street attend Hazen-White/St. Francis School.
- Anglin Drive is the school boundary between Hazen-White / St. Francis and Princess Elizabeth schools to the west.
- Trans-Canada Highway separates the Central Area from the South Area.

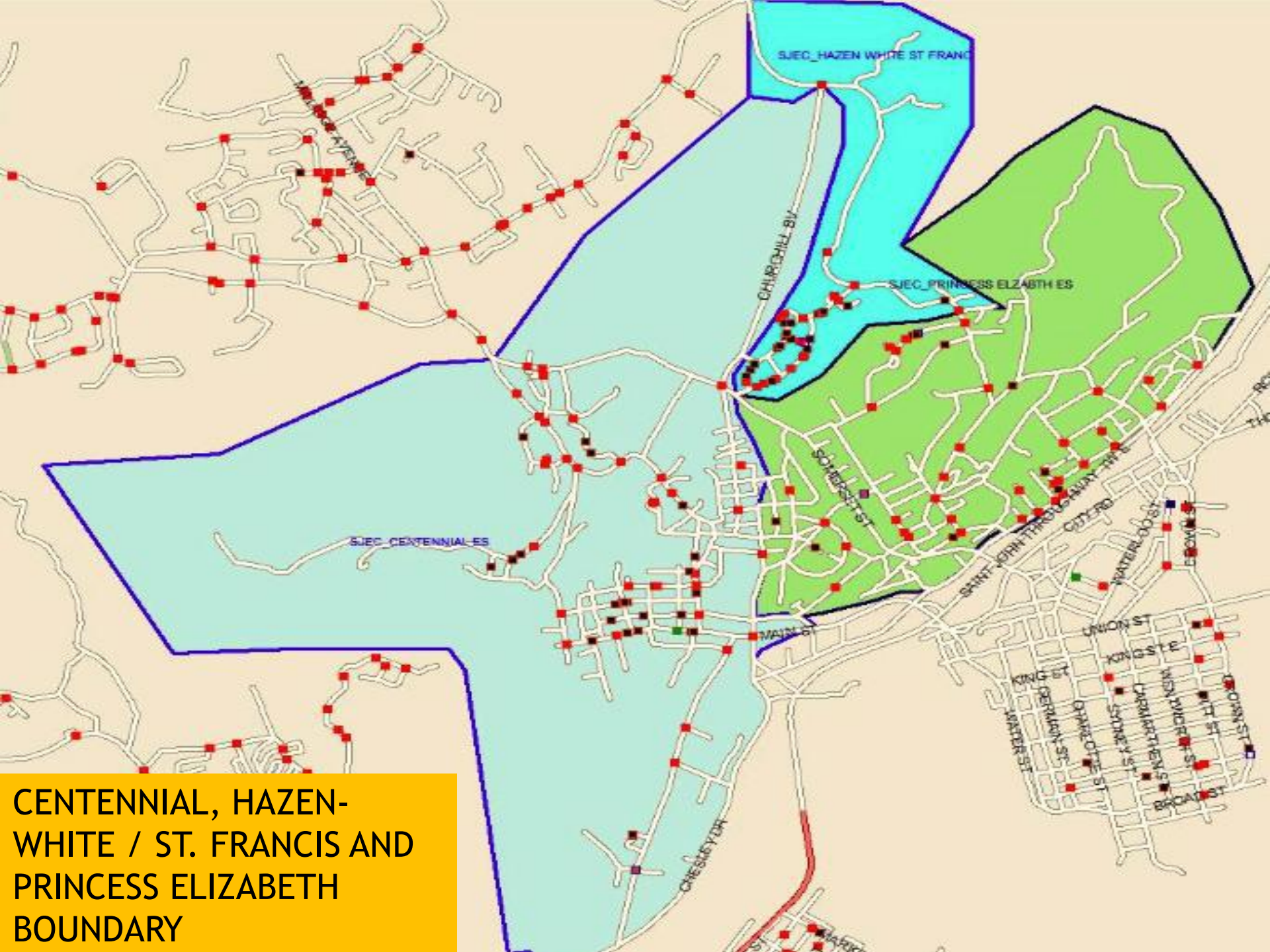


CHURCHILL BOULEVARD

SANDPOINT RD

2020

HAZEN-WHITE / ST. FRANCIS  
SCHOOL BOUNDARY



CENTENNIAL, HAZEN-  
WHITE / ST. FRANCIS AND  
PRINCESS ELIZABETH  
BOUNDARY

# Hazen-White / St. Francis School Staffing 2017/2018

<u>Description</u>	<u>FTE's (Full Time Equivalents)</u>
Teacher FTE's	15.50*
School Admin. Assistant (1 - 10 month)	.86
Custodial (2 - 40 hrs. week)	2.00
Ed. Assistants (EA) (19-10 month, 30 hrs./wk.)	13.50
Community School Coordinator	<u>1.00</u>
Total	<u>32.86</u>

\* includes Administration

# Hazen-White / St. Francis School - Operating Expenses 2016/2017

Lights, power and heat	\$ 64,403
Minor repairs	15,395
Snow plowing	4,633
Garbage removal	5,658
Sewage	8,438
Cleaning supplies	<u>2,665</u>
Sub-total	101,192
School Instructional Budget	11,310
School Salaries & Benefits	<u>2,261,380</u>
Total Yearly Operating Costs	<u><u>\$2,373,882</u></u>

# Hazen-White / St. Francis School - Transportation Sept. 2018

- 207 Students (K-8)
  - 13 Riders
  - 194 Non-Riders
- Average Distance from School
  - All Students 870 Meters
  - Bused Students 760 Meters
- Average Time on Bus for Riders is 11 min, 46 sec
- Special Needs Busing Only
- Currently have 2 buses serving this school
- Entire School Zone is within 1.5 km



# Hazen-White / St. Francis School - Capital Improvement Projects Required

<u>Project</u>	<u>Cost</u>
Building Exterior-Windows	\$275,000
Mechanical-Ventilation System	<u>375,000</u>
Total	<u><u>\$650,000</u></u>

Note: Diocese is responsible for St. Francis portion of any capital improvements, therefore they would not be included on this list.



# Hazen-White / St. Francis - Capital Improvement Projects Completed (Over Last 5 Years)

Project

Cost

No Projects Completed Over the Last Five Years

Note: Diocese is responsible for St. Francis portion of any capital improvements, therefore they would not be included on this list.

# Hazen-White / St. Francis - School Partners

## Youth Enhancement Programs:

McInnes Cooper

Stewart McKelvey

Brunswick Pipeline/Emera

University of NB Saint John - Promise Partnership

Inner City Youth Ministry

Horizon Health

Innovatia

# Hazen-White / St. Francis - School Activities and Support Programs:

- SPARC
- Port Tours
- Mentoring
- Backyard Book club
- Campus Discovery
- Superstore Visits
- Fire station Visits
- Sistema - at MNS
- Sports - soccer, track and field, volleyball, basketball, and badminton
- Library Tours
- Basketball and Books
- PALS in the Park
- Pre-Kindergarten
- Rumble in the Station
- Christmas and Easter Dinner
- Seadogs Games
- Go Girls
- PRUDE Tours
- Skating

## Hazen White/St. Francis – Businesses Located in and/or Supporting the School Community

- Daly Convenience Store
- Apollo Medical
- Jacos
- Chef Chinese Kitchen
- Sommerset Pub
- Sholten's Shell
- Money In Your Pocket
- Julie's Hair Studio
- Dan's Country Market
- Tax-Aid
- YMCA
- Crescent Valley Resource Centre
- Life Mark Physiotherapy
- Sunlife
- Saint John Orthopedics
- McTague Insurance
- Michael H. Bruce Insurance
- Dowd Roofing
- Spectrum Enterprises
- Enbridge Gas Office
- Xerox
- Superstore
- NB Liquor
- Greenway Landscaping
- Summerset Self Storage
- Canadian Springs
- Lafarge Quality Concrete
- Cedarcrest Gardens
- All Coverage Insurance
- XTR Service Station

# Summary of Factors that Determine a School's Sustainability:

- Low/declining enrolment: Hazen-White / St. Francis enrolment has increased the last few years with the influx of Syrian students. At Sept. 2017, enrolment is at 207 which is less than a 2% decrease from 2000 (211 students). Maximum capacity of the school is 432 students.
- Health and Safety: There are a number of outstanding projects required at Hazen-White / St. Francis including window replacement and a ventilation system on the Hazen-White side. No health and safety issues.
- Quality of Education Programs at K-5: Both Centennial and Hazen-White / St. Francis have strong education programs. The quality of the education programs would be enhanced in a new school with work spaces for students and community partners.

## Summary of Factors that Determine a School's Sustainability:

- Transportation: The boundaries of both schools border on each other and can easily be combined for transportation purposes. Currently, only thirteen students at Hazen-White ride on a bus.
- Impact on local community: Expectation would be that a new K-5 school with up to date facilities, would be a huge benefit to the local community and may draw families with young children to the North end of the City.
- Impact on other schools: Centennial and Hazen-White / St. Francis would be closed. Middle level students at Hazen-White / St. Francis would be re-zoned for Millidgeville North school, no other impact noted on other schools.
- Economic development: If a new school is able to draw in new families, it would have a positive economic impact on the City of Saint John, in particular the North end.

# Thank You for Attending!

## **Second meeting dates from 6:30 p.m. to 8:30 p.m.:**

- March 19, 2018 – Centennial Elementary School
- March 28, 2018 – Hazen-White / St. Francis School

## **Third meeting date, starting at 7:00 p.m.:**

- April 11, 2018 - District Education Council meeting, Saint John District Office, 490 Woodward Avenue

This presentation will be posted to ASD-S website at:  
**<http://web1.nbed.nb.ca/sites/ASD-S/>**

Written feedback can be submitted:

via email to **[asds.schoolreview@gnb.ca](mailto:asds.schoolreview@gnb.ca)**

Or send a letter to the attention of:

**Robert Fowler, Chair  
District Education Council  
490 Woodward Avenue  
Saint John, NB E2K 5N3**