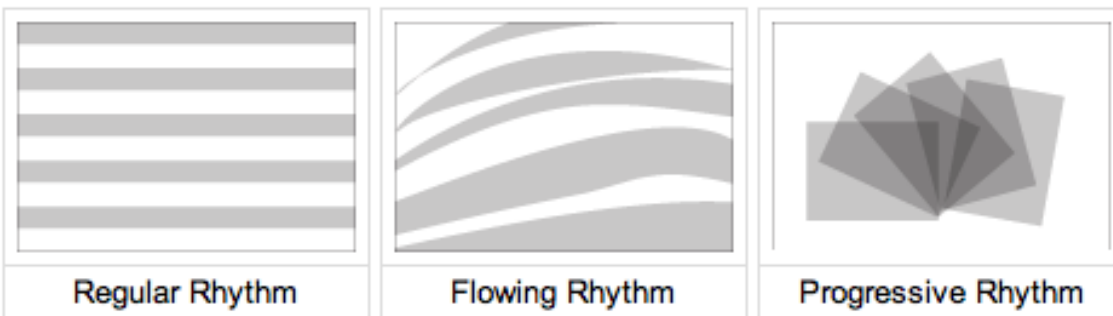
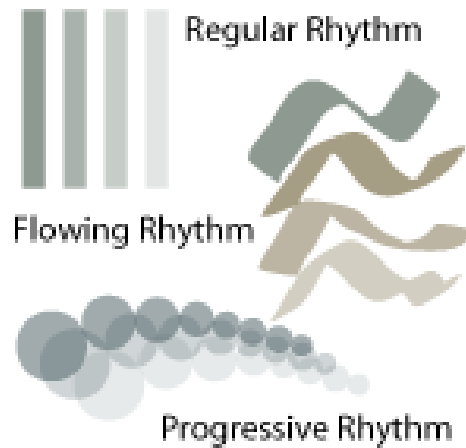


Principles of Design




Rhythm/Repetition

Rhythm in visual art is achieved through the creating a sense of movement. The repeated placement of elements, lines, or color can move the viewer's focus from one point to another. Artists create pattern by repeating a line, shape or color over and over again.



Rhythmic designs are formed any time a line is repeated to form a pattern. Rhythmic patterns can be seen all around us. They're even in the pattern on the bottom of your sneakers!

Here are some more examples:



Why is rhythm important?

It makes the viewer move his/her eyes to where we want them to look. Also, it makes the design look attractive and desirable to persuade the viewer to take a look.

Assignment:

1. [Link](#) to the site and answer these questions. **Only read #1 Rhythm.**
 - a. Where does a viewer's eyes naturally start looking?
 - b. In which direction do the eyes naturally start to scan?
 - c. Explain 5 techniques designers use to focus viewers on what they want them to see.
2. Use Paint to create a simple pattern that can be repeated to make an attractive design.