

# November Newsletter

December 2019

## Fairvale Elementary School

Vision: FES students will be passionate life-long learners who contribute as responsible leaders in a global community.

### Student Code of Conduct

As a student of F.E.S.,  
I will be

- respectful,
- responsible,
- safe
- ready to learn

By living the 7 Habits



11 School Avenue  
Rothesay, NB  
E2E 1Z9  
Telephone: 847-6206  
Fax: 8476267

Principal- Bonnie Hierlihy  
Vice Principal-Sarah Richards  
Admin. Assistant- Tara Cowan

Twitter: @FairvaleFalcons

## Literacy Corner

### Ends Policy #2

*Students at FES will demonstrate continuous improvement in literacy skills, striving to meet or exceed the standards set by the Province of New Brunswick.*

### **Making the Most of Snow Days**

As we brace for another Maritime winter, we know that there may be more snow days to come. Snow days are a great way to spend some quality time with your children while having them learn in a fun way. Here are some literacy ideas you can do with your child on those school closure days:

- \* **Sort your home library**- Looking through the books in your home library is a wonderful opportunity for your child to sort their books in meaningful ways (by genre, author, fiction vs nonfiction). You might even discover some old favourites that you forgot you had!
- \* **Hot Chocolate Challenge**- Host a little competition in your house...who can create the best hot chocolate recipe. Have them write it out, make it and enjoy!
- \* **Snow Stomp**- Take their letters or sight words outside. Put on your snowsuit and winter boots and stomp out letters or sight words in the snow. Have your child say the letter sound or sight word as they stomp it out. Alternatively you can fill a spray bottle with coloured water and have your child spray their letters or sight words in the snow.

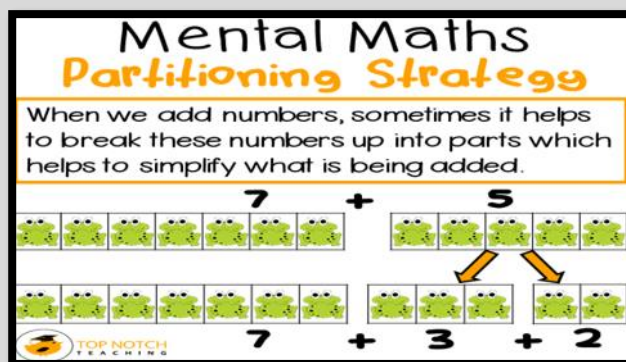


# Math Corner News

Ends Policy #3—Students at FES will demonstrate continuous improvement in numeracy skills, striving to meet or exceed the standards set by the Province of New Brunswick

## Partitioning Numbers

Not sure what your child means when they talk about partitioning numbers? It is just a way of thinking of a number in parts. In the early grades children are taught to see a number as being made up of many parts. 7 is the same amount as 5 and 2, 6 and 1, or 4 and 3. In the older grades children are partitioning larger number. 546 can be thought of as  $500+40+6$  or  $500+20+20+5+1$ . As children practice and become more flexible with partitioning numbers they will begin to select partitions that will help them solve math problems mentally.



## A Note From the Music Room

All students this month will be preparing a special song for our upcoming Christmas Concert. The Full School Concerts are on Monday December 16 (families A-L) and Tuesday December 17 (families M-Z). Our Choir Concert will be the evening of December 12, at 6:30 pm.

Along with concert preparation students will be playing games to reinforce concepts learned from September to November as well as learning about the composer Tchaikovsky and the music from the Nutcracker. Grades 3-5 will be doing a Christmas/Winter/Nutcracker themed escape room.

# What's Happening In the Gym? Sept./Oct. Physical Education Updates

## December PE Newsletter

### K-1 Outcomes for this month

#### Students are expected to:

##### **DOING:**

- 1- Demonstrate personal space while standing still and moving.
- 2- Identify and move different body parts.
- 3- Move in the gym in a safe and controlled manner and stop in control with good balance.
- 4- Move through space while changing directions and being in control.
- 5- Toss and roll objects while standing still and moving.

##### **KNOWING:**

- 1- Keep my eye on an object in order to be able to catch it.
- 2- Look at my target when passing an object and make sure my partner is ready to receive.
- 3- Explain the importance of following rules in P.E. class.

##### **VALUING:**

- 1- Listen to directions and explanations.
- 2- Show safe behavior when moving and using equipment.
- 3- Share space and equipment.
- 4- Take turns being a squad leader and help my team get points.

##### **Lessons:**

###### Students will:

- Demonstrate dribbling basketball skills while standing still and moving
- Play basketball lead-up games
- Demonstrate Cup Stacking skills such as practicing how to up stack and down stack with 3 or 6 cups
- Play Seasonal / Christmas games while doing relays and stations

### 2-3 PE Outcomes

#### Students are expected to:

##### **DOING**

- 1- Solve movement tasks by following teacher given directions
- 2- Keep control of an object while standing still and moving in space.
- 3- Use movement skills to play low organized games.

##### **KNOWING**

- 1- Identify safety rules and procedures for various activities.
- 2- Be aware that working with a partner or group may affect my performance.

##### **VALUING**

- 1- Accept responsibility for assigned roles.
- 2- Work willingly with others of different abilities and interests.
- 3- Explain the importance of listening to directions and staying on task.

##### **Lessons:**

###### Students will:

- Demonstrate basic basketball skills such as Dribbling, sending and receiving the ball with increasing control and accuracy.
- Play basketball lead-up games
- Demonstrate Cup Stacking skills while practicing how to up stack and down stack with 3, 6 and 9 cups.
- Play 1 on 1 Competitions with timer
- Play Seasonal / Christmas games while doing relays and stations

### 4-5 PE Outcomes

#### Students are expected to:

##### **DOING**

- 1- Demonstrate ways to send and receive an object with increasing accuracy, individually and with others.
- 2- Demonstrate basic motor skills and use these in games and sport activities.
- 3- Use basic offensive and defensive positions and strategies.
- 4- Be involved in fitness activities.

##### **KNOWING**

- 1 - Show a knowledge and understanding of safety rules and procedures for activities.
- 2- Be aware of the 5 basic components of physical fitness such as aerobic endurance, muscular endurance, muscular strength, flexibility and body composition.

##### **VALUING**

- 1- Be aware of the importance of rules, routines and safety in different PE activities.
- 2- Assume the responsibility of a squad leader and cooperate in a group setting.
- 3- Show proper behavior and fair play by participating in PE activities with others that have different interests and abilities.

##### **Lessons:**

###### Students will:

- Demonstrate basic basketball skills such as dribbling, passing and catching with increasing accuracy as well as offensive and defensive positions and strategies during an assessment
- Demonstrate Cup Stacking skills while practicing how to up stack and down stack with 3, 6 and 9 cups
- Play 1 on 1 competitions with timer
- Play Seasonal / Christmas games while doing relays and stations





# FES Home & School

fairvalehomeandschool@gmail.com

December 2019

## Thanks to our parade volunteers



Thanks to all our dedicated parade volunteers. Our float looked amazing!

- \* Shauna & Dave MacLeo
- \* Troy MacVay
- \* van Jardine
- \* Lise Payne
- \* Rosemarie Payne
- \* Julie Brown
- \* Claire & Megan Gray
- \* Heidi Quinn
- \* Mary Ellen Veale
- \* Trevor & Charlotte

## Upcoming Events

- \* Home and School is coordinating the Turkey Lunch being served to all students on December 18th. This is always a fun event and we encourage helper to wear festive hats and clothing. If you can come to help, please contact Nancy Washburn-Pynn [nancywashburn2000@yahoo.com](mailto:nancywashburn2000@yahoo.com)
- \* We will soon be sending home raffle tickets to win VIP seats and parking for both holiday concert dates (Dec 16 and 17).

## Successful Scholastic Book Fair

Thanks to all the volunteers who helped make this Fall's Scholastic bookfair another success with money raised for our library.

## Home & School Executive

**Co-Chairs:** Nancy Washburn-Pynn & Jennifer McKinnon

**Treasurer:** Leah Burke

**Co-Secretaries:** Alison Newton & Chao Yu

**Healthy Lunch Coordinators:** Tara Richard

**Executive Member:** Carolyn Smith



**Congratulations to Lisa Payne & Rosemarie Payne for being our November volunteers of the month! Thanks 'a latte' Lisa & Rosemarie for being so generous with your time and all you do for FES!!!**

FES Healthy Lunch website:

[fairvale.hotlunches.net](http://fairvale.hotlunches.net) (send questions to [fairvalehealthylunch@gmail.com](mailto:fairvalehealthylunch@gmail.com))



Follow us on Facebook at "Fairvale Home and School!"

# From the Guidance Office

Dear F.E.S. Families,

It's hard to believe December is upon us! November was certainly a busy time in the guidance office.

November 4<sup>th</sup>-8<sup>th</sup> marked **Canada Career Week** and on behalf of students and staff, I would like to extend a big thank you to those parents and community members who dedicated a great deal of time and effort into making our **2019 Career Expo** a success. Students thoroughly enjoyed engaging, hands-on presentations thanks to the following parent and community volunteers:

## 2019 Career Expo Participants

Mrs. Emily McGill, Director of People, Culture, & Communications for Mrs. Dunsters

Mr. Chris Ryan, Crown Prosecutor, GNB Public Prosecutor

Mr. Todd Hunt, Lepreau, NB Power

Mrs. Heidi Quinn, Material Manager at AMECO

Corporal Kelley McIntyre, Constable Shaun Toner, Constable Drew Palmer, and Constable Chris McLeod from the Kennebecasis Regional Police Force

Mr. Mike Boyle and Mr. Nathan Ashfield, Firefighters with the KV Fire Dept.

Dr. Angie Robinson, Veterinarian at Atlantic Veterinary Hospital

Mrs. Joanna Zhao Duplessie, Career Development for The Workroom

Mrs. Erin Chisholm, Registered Nurse (Dialysis) with Horizon Health

Mr. Chris Oram with Irving Equipment

Mr. Jeff Duplessie, Safety Skunk! for Work Safe NB

Mrs. Julie Pugsley Owner of Breakout Saint John

Mr. Josh Bickerton & Mrs. Jennifer McKinnon, Bullet Liner

Specialist/Sales Representative for Bullet Liner Atlantic

Mr. Ian Gibson, Percussionist with Sistema NB

Mr. Jaret Mawhinney, Lobster Fisherman with JCM Fisheries

Mr. Mark Rowe, Mechanical Engineer, Lake Utopia Paper

( JD Irving)

Massage Therapy Students from Eastern College

Occupational Therapy Assistant Students from Eastern

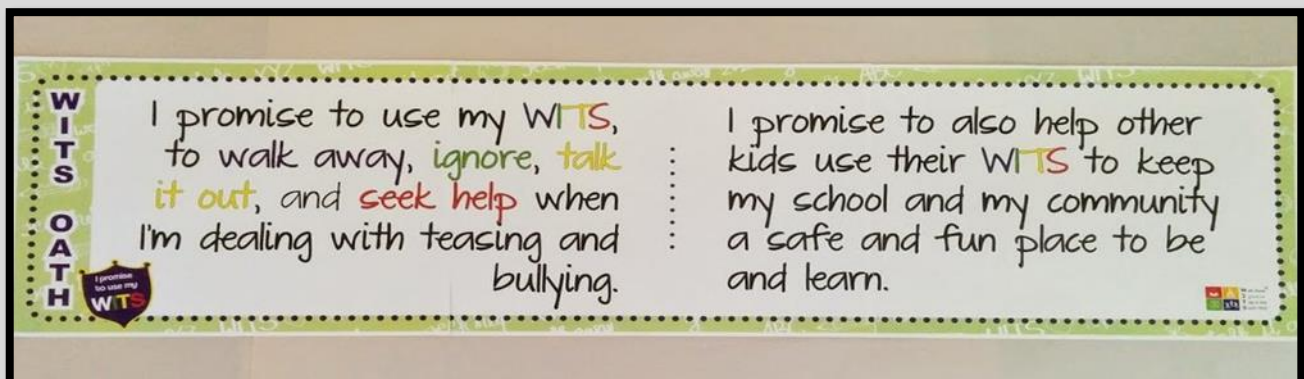
College



# From the Guidance Office




During our November assembly, Corporal McIntyre, Constable Toner, and Constable Walker led a special WITS assembly where students were celebrated for using their WITS. During November's guidance lesson, students learned that when we take action to help others in need (e.g., use our words to remind someone to be kind, invite a student who isn't being treated with respect to join our group of friends, or seek help for someone who is being disrespected) we can proudly call ourselves **WITS Upstanders** and uphold our WITS oath pictured below!



# From the Guidance Office

Of course, December will be a shorter but busy month for our little guidance department (Java and me!). However, when we return in January, we can look forward to having Mrs. Sara Branch join us as she pursues her counselling practicum here at FES. Until then, Java and I wish FES families a safe and happy holiday!

Mrs. Kerry Casey





## Speaking of Speech and Language...

(from the ASD-S Speech-language Pathology Department)

### Helping Your Child Develop Basic Concepts

#### Why are basic concepts important?

Understanding basic concepts is important for school success as they build pre-reading and early math skills, and strengthen vocabulary. Basic concepts are more than just vocabulary words. They are tools for thinking, following directions, and solving problems. They include words that describe location (e.g. up/down, in/on), number or quantity (e.g. many/few, more/less), describe attributes (e.g. big/little, wet/dry), time (e.g. before/after), and sequence (e.g. first/last).

By the time children enter school, we expect that they have developed an understanding of a number of different concepts. Children should know the following concepts by the following ages:

Age	Basic Concepts
2-3	In/out, on/off, under, together, away from, big, tall, all/none, hot/cold, dirty/clean, happy/sad, soft, heavy
3-4	Up/down, top, over, apart, toward, little, in front of/in back of, next to, more/less, empty/full, fast/slow, hard, light, same/different, noisy/quiet
4-5	Beside, bottom, between, middle, fat/thin, long/short, wide/narrow, most/least, rough/smooth, dark/

#### How can parents/teachers help?

Reading, games, and everyday routines are great opportunities to teach concepts. Here are a few suggestions to get started learning concepts!

- Read books that focus on early developing concepts (see attached list of books). Talk about the illustrations in the books – e.g. where things are in the pictures (**in, on, under, beside, near/far, up/down**, etc.), Ask your child/student to tell you where things are. Talk about what happens **first, next, and then, last**, etc.
- Play the “I Spy” game. Use the early developing concepts in your clues. You could say, “I spy something that is **empty**”. Encourage students to use concepts when it's their turn.
- Play “Simon Says” using basic concepts (e.g., “Simon says get **under** the chair”; “Simon says look **up** and clap your hands **over** your head; “Simon says Susie stand **in front** of Sam”; “Simon says **before** you touch your toes, touch your nose”, etc.)
- Use barrier games, giving directions to the children using basic concepts. For example, you could say, “Colour the **big** ball red and the **little** ball green”, or “Draw a cat **next to** the tree”, “Draw a bird **above** the tree”, etc. When the students are finished, the pictures should look the same as yours. Allow students to compare pictures and take turns telling each other what they drew (e.g. “I drew the cat **next to** the tree”, etc.).
- Use real objects. Place objects in a grab bag and get students to follow directions using basic concepts with the object they pick out of the bag (e.g. Put the spoon **beside** the plate, etc.). Is the bag **empty** or **full**?





## Speaking of Speech and Language...

(from the ASD-S Speech-language Pathology Department)

### How can parents/teachers help?

- Go to the playground and talk about what your child/student is doing (e.g. "You are at the **top** of the slide, **bottom** of the ladder, **inside** the tunnel", etc.)
- Go on a nature walk and talk about you see and find using basic concepts (e.g. How **many** leaves did you find? Who found the **most/least**, etc)
- Instead of sorting by colour (red, blue, etc.), sort by **dark/light, same/different**, etc.
- Gather a small group of similar objects (e.g. blocks, cars, small animals). Put different quantities in clear containers and talk about which one has **many, few, some, one**. Are the containers **empty** or **full**?

For more information on teaching children concepts for school success and for more specific goals and suggestions for your child or student, please contact the Speech-Language Pathologist at your school.