

# FOREIGN LANGUAGE TRANSLATOR

Students create Mini-Dictionaries of foreign words and phrases to help them learn the “sounds” of other countries.

## Materials

- colored markers and pencils
- scissors
- foreign language dictionaries
- copies of the Mini-Dictionary template (pages 42 and 43 copied double-sided)

## Getting Started

Make double-sided copies of the Mini-Dictionary templates so that panel one appears directly behind the cover. Give one copy to each student, then demonstrate how to create the Mini-Dictionaries following the directions below.

## How-To's

1. Cut the template in half along the dashed line.
2. Cut both sheets along the dotted lines. One sheet will have two slits, one at the top and one at the bottom. The other sheet will have an opening cut down the center of the fold (figure 1).
3. Place the sheet with panels 3 and 6 faceup in front of you. Take the other sheet (the one with two cuts) and curl the sides of panel 1 into a cylinder and feed it through the hole in the first sheet (figure 2).
4. Open up the sheets to lock the pages in place. Fold the pages into a book shape with the cover page on top. Make sure the pages are in the correct order (figure 3).
5. Invite students to design a cover for their Mini-Dictionaries. Then ask them to follow the directions on each page to complete the Mini-Dictionaries.
6. Students can glue the Mini-Dictionaries into their notebooks to create an interactive notebook. Or you could post the Mini-Dictionaries on a bulletin board under a banner that reads, WORDS FOR THE WISE.

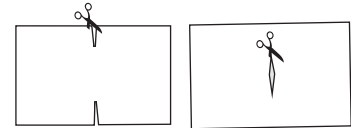


figure 1

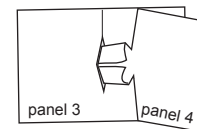


figure 2



figure 3



Write the foreign language equivalents of the following words and phrases.

**Hello.**

---

**Good-bye.**

---

**Good morning.**

---

**Good afternoon.**

---

**Good evening.**

---

**Good night.**

---

1

**Twenty**

---

**Thirty**

---

**Forty**

---

**Fifty**

---

**Sixty**

---

**Seventy**

---

**Eighty**

---

**Ninety**

---

**Hundred**

---

**Thousand**

---

4

Write the foreign language words of the following numbers.

**One**

---

**Two**

---

**Three**

---

**Four**

---

**Five**

---

**Six**

---

**Seven**

---

**Eight**

---

**Nine**





---

**Ten**

---





3

Draw an icon of four foods you might eat.  
Write the foreign name of each.



6

Draw an icon of four things you might find in a classroom. Write the foreign name of each.



5

Country Report Projects for Any Country © Michael Gravois, Scholastic Teaching Resources

Cover

**How are you?**

---

**I'm fine.**

---

**Thank you.**

---

**You're welcome.**

---

**Please.**

---

**Excuse me.**

---

Back Cover

2